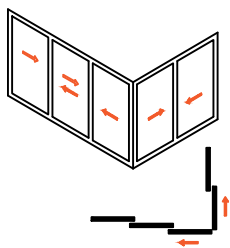


CEILING FUNCTION TYPOLOGIES



1. Concealed track



2. Surface mounted track



3a. With wall cover



3b. With wall cover



1  GT82-3 - 250 gr/m | Cover


2  GT82-2 - 130 gr/m | Track cover


3  GT82-1 - 80 gr/m | Track cover

4  GT80-1 - 1350 gr/m | Guide track

5  GT80-2 - 2140 gr/m | Double Guide track

6  GT20-1 - 760 gr/m | Door frame

7  GT20-2 - 450 gr/m | Door frame

8  GT20-3 - 270 gr/m | Door frame cover

9  GT20-4 - 290 gr/m | Door frame cover

10  GT20-5 - 410 gr/m | Door frame cover for corner

11  PH05 | Handle

12  GT20-SC-KIT | Screw

13  GT20-C2-KIT | Connector gasket

14  GT20-C1-KIT | Connector gasket

15  GT20-R | Rubber

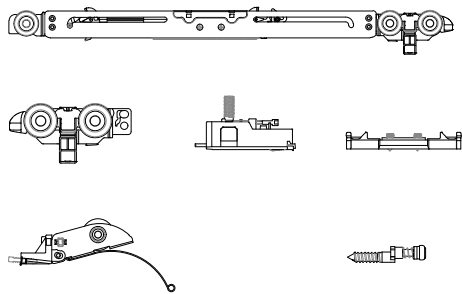
16  S39 | Rubber

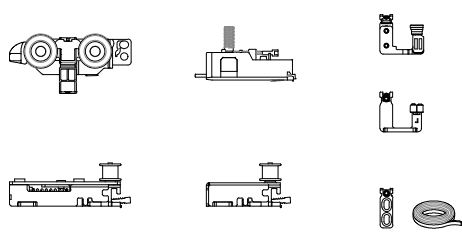
17  GT20-5R | Anticollision rubber for corner

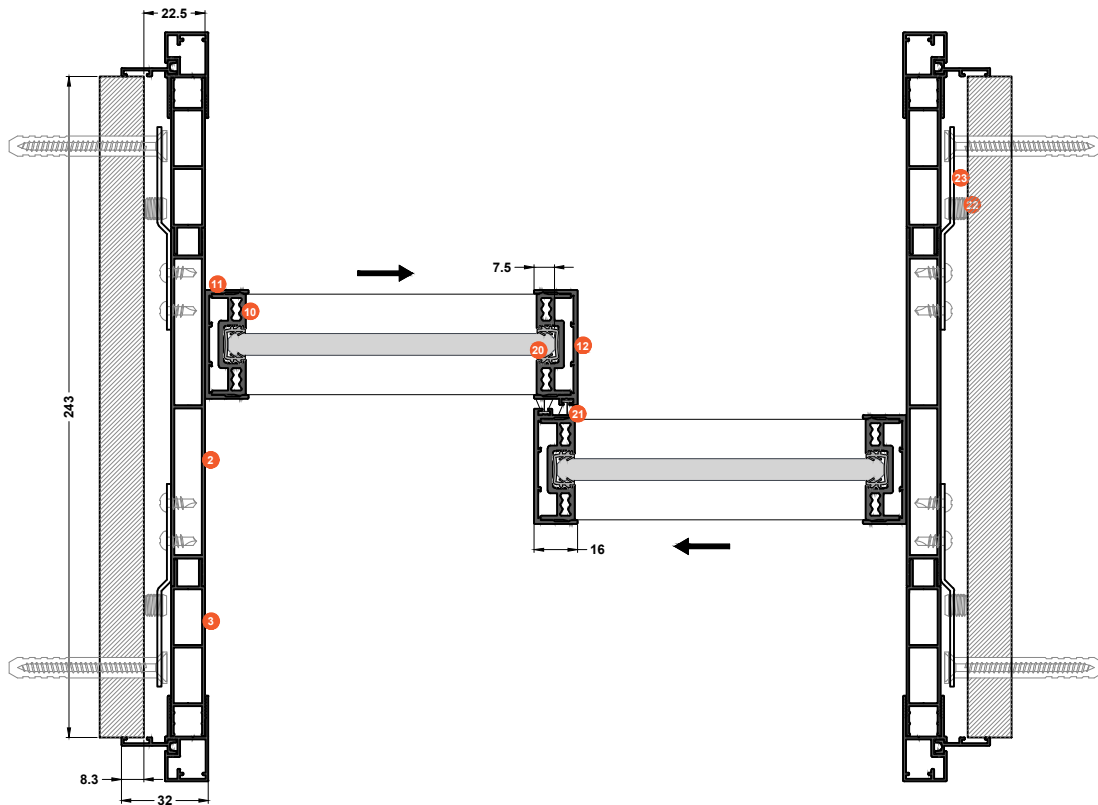
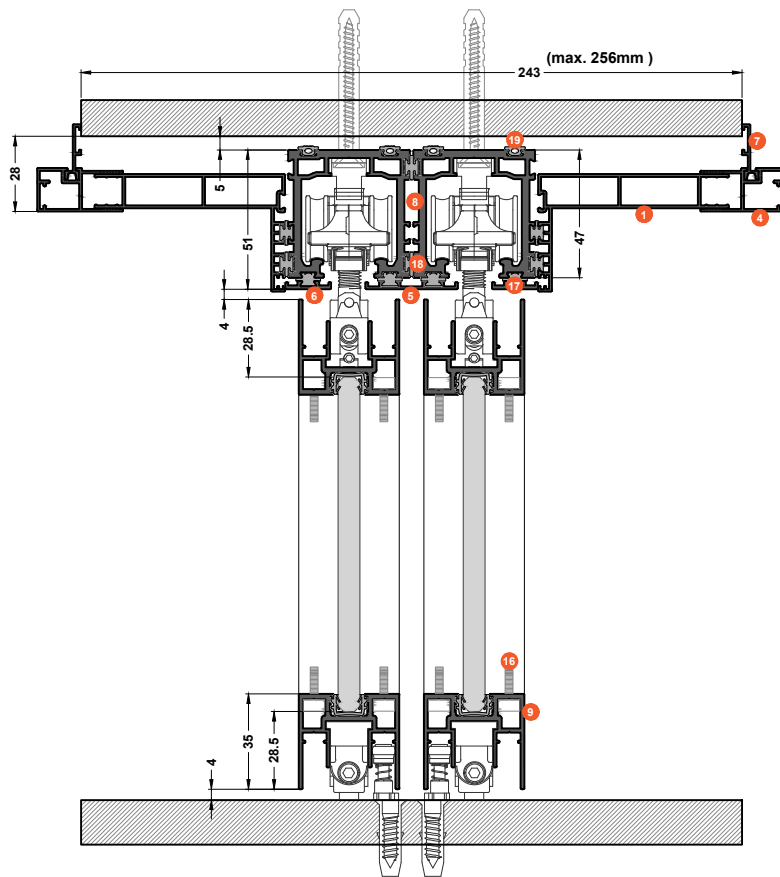
18  BRUSH 4.4 | Brush

19  GT20-5 MAGNET | Magnetic device for corner

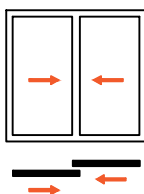
20  SCREW-01-KIT | Screw for level and rubber pad

21  GT80S-KIT

22  GT80M-KIT

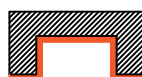


TPOLOGIES



CEILING FUNCTION TYPOLOGIES

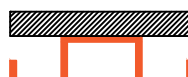
1. Concealed track



2. Surface mounted track



3a. With wall cover




3b. With wall cover





1  GT83-5 - 650 gr/m | Track cover


2  GT83-2 - 950 gr/m | Wall frame

3  GT83-3 - 450 gr/m | Wall frame

4  GT83-6 - 290 gr/m | Track cover


5  GT82-2 - 130 gr/m | Track cover

6  GT82-1 - 80 gr/m | Track cover

7  GT83-7 - 100 gr/m | Track cover

8  GT81 - 1210 gr/m | Guide track

9  GT20-1 - 760 gr/m | Door frame

10  GT20-2 - 450 gr/m | Door frame

11  GT20-3 - 270 gr/m | Door frame cover

12  GT20-4 - 290 gr/m | Door frame cover

13  PH05 | Handle


14  GGO-01-KIT | Corner

15  GGO-02-KIT | Corner

16  GT20-SC | Screw

17  GT20-C2 | Connector gasket

18  GT20-C1-KIT | Connector gasket

19  GT20-R | Rubber

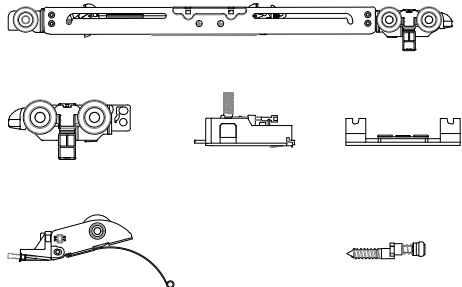
20  S39 | Rubber

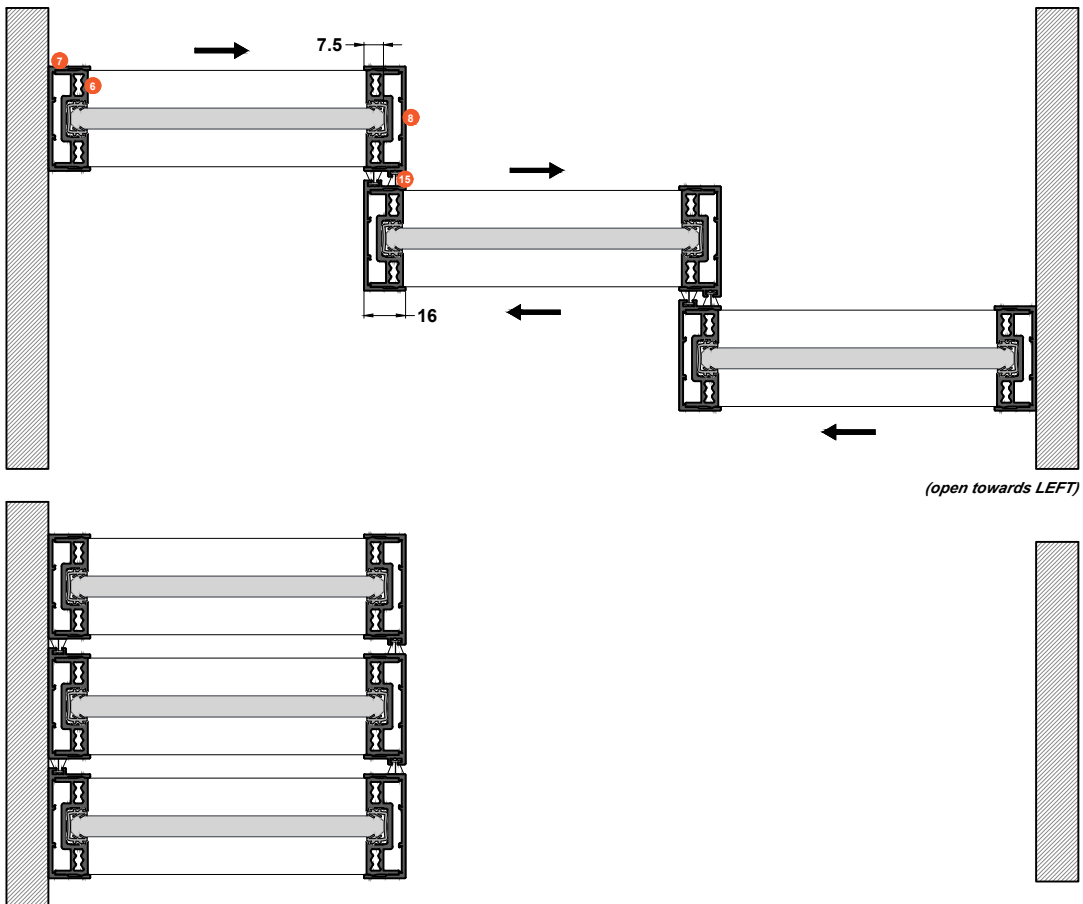
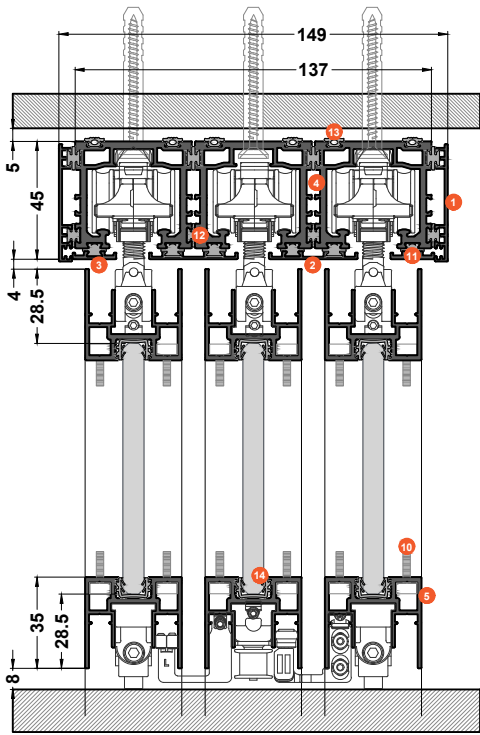
21  BRUSH 4.4 | Brush

22  SCREW-01-KIT | Screw for level and rubber pad

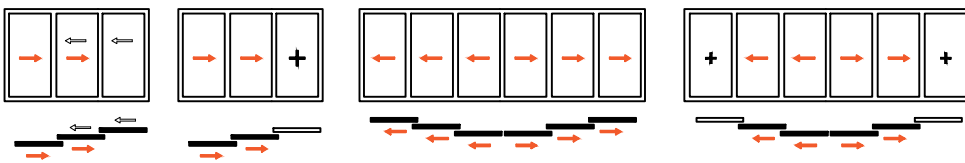
23  TZ-01-KIT | Fix connector

24  GT80-SP2-KIT | Track positioning part

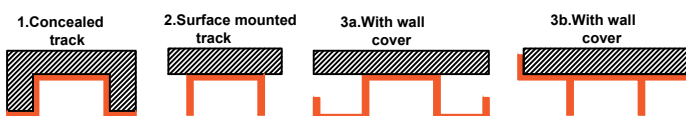
25  GT81SD-KIT



TYOLOGIES



CEILING FUNCTION TYPOLOGIES




1  GT82-4 - 230 gr/m | Track cover


2  GT82-2 - 130 gr/m | Track cover


3  GT82-1 - 80 gr/m | Track cover

4  GT80-1 - 1350 gr/m | Guide track

5  GT20-1 - 760 gr/m | Door frame


6  GT20-2 - 450 gr/m | Door frame

7  GT20-3 - 270 gr/m | Door frame cover

8  GT20-4 - 290 gr/m | Door frame cover

9  PH05 | Handle

10  GT20-SC-KIT | Screw

11  GT20-C2-KIT | Connector gasket

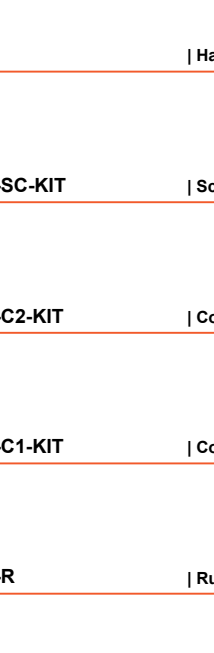
12  GT20-C1-KIT | Connector gasket


13  GT20-R | Rubber

14  S39 | Rubber

15  BRUSH 4.4 | Brush

16  SCREW-01-KIT | Screw for level and rubber pad

17  GT80S-KIT

18  GT80M-KIT