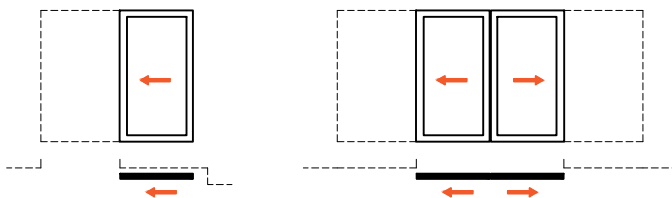
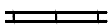


TPOLOGIES




1  GT83-2 - 950 gr/m | Wall frame


2  GT29-1 - 320 gr/m | Frame


3  GT85-1 - 530 gr/m | Wall outer frame

4  GT85-3 - 790 gr/m | Top track

5  GT85-4 - 350 gr/m | Door cover

6  GT85-2 - 260 gr/m | Wall inner frame

7  GT85-5 - 390 gr/m | Bottom track

8  GT85-6 - 150 gr/m | Fix profile for bottom track

9  GT20-1 - 760 gr/m | Horizontal panel profile

10  GT20-2 - 450 gr/m | Vertical panel profile

11  GT20-3 - 270 gr/m | Panel cover profile

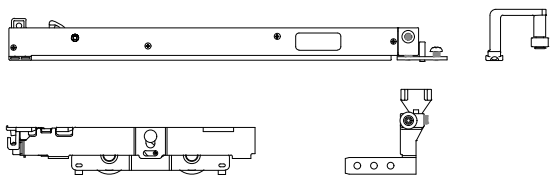
12  GGO-01-KIT | Corner

13  GGO-02-KIT | Corner

14  GT20-SC-KIT | Screw

15  S39 | Rubber

16  PH05 | Handle

30  GT85-KIT-R
GT85-KIT-L