

CRYSTAL



...modern, simple, functional forms, fine materials and moderate choice of colors: white, black, dark and light brown are the basis of this system. Another characteristic feature of CRYSTAL furniture is the complete lack of patterns or texture.

CRYSTAL





Perfection, pure form, pragmatism and adhering to the principle of "less is more" and carefully studied proportions are the distinguished features of CRYSTAL's design. Austere, ascetic, minimalistic furniture leaves no space for unnecessary decorations. The only decorative element of the desk is a chrome overlay placed on top of the leg.

CRYSTAL





CRYSTAL furniture expresses the personality of the owner, it is an offer for all those who appreciate quality and enjoy feeling special. We focus on the detail, form, material and atmosphere created by the objects to produce an individual and personalized vision of an interior.

CRYSTAL



CRYSTAL

CRYSTAL is an exclusive offer for those who appreciate good design. CRYSTAL will bring elegance to your office. While creating CRYSTAL the designer put an emphasis on aesthetics while maintaining their practical function. Regular lines and calm make this furniture fit any room. Its elegant form pleases the eye and help to enjoy the moments of peace.







Modern, bold and breaking stereotypes, CRYSTAL surprises by its originality. It introduces fashion to an interior. The brightness of snow white furniture makes the interior look bigger.

CRYSTAL



Simple lines and minimalistic decor suit modern office interiors. CRYSTAL not only gives a personality to an office, but also highlights its functionality. The materials used for this line: chrome, aluminium and glass are associated with the contemporary design. The high quality of the lacquered glass prevents from leaving fingerprints.






CRYSTAL's homogenous and 'pure' design lays a stress on contrasting and tasteful colors as well as on the matt and gloss finish combinations. CRYSTAL offers customers new solutions and an opportunity to experiment with space and form. Properly chosen furniture is also a very important part of arranging space in which we can design individual workspaces with their unique atmosphere.

CRYSTAL

Simple design combined with the use of high quality materials such as aluminium, glass and chrome prove the best design. Minimalism in the use of materials follows current trends in the world of design.







CRYSTAL furniture plays an important role in the design of an interior – it emphasizes the decorative and architectural character of an office.

CRYSTAL





While organizing an office one needs to remember about the well-being of workers. It is therefore important that the atmosphere of an office space harmonizes with the environment and serves to improve one's mood, inspire, stimulate to perform tasks, help concentrate and relax to facilitate work.

CRYSTAL



CRYSTAL


Stylish, contrasting and made from exquisite materials - this furniture will bring glamour to your office. Contrasting colors and the combination of gloss and matt finishes create a splendid effect.

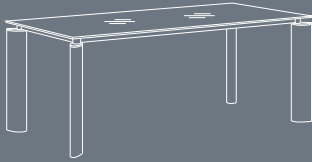




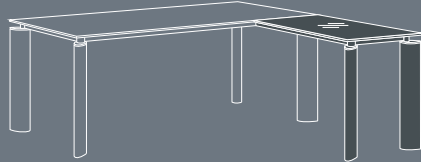


CRYSTAL is a system of office furniture distinguished by remarkable simplicity of form and design, as well as the comfort of use. The refined aesthetics of the furniture goes together with its functionality. The diverse range of finishing materials, and many useful accessories help to meet the requirements of the most demanding client.





AE4S 1600x800x760 (63" x 31 1/2" x 29 7/8")
 AE5S 1800x900x760 (70 7/8" x 35 3/8" x 29 7/8")
 AE6S 2000x900x760 (78 3/4" x 35 3/8" x 29 7/8")



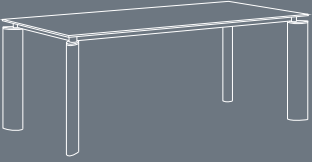
AE7S 1200x600x760 (47 1/4" x 23 5/8" x 29 7/8")



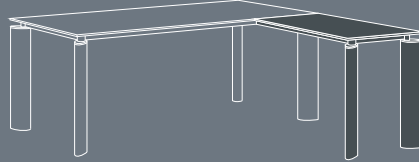
SLD13HT 416x600x587 (16 3/8" x 23 5/8" x 23 1/8")



SLD12HT 416x600x587 (16 3/8" x 23 5/8" x 23 1/8")



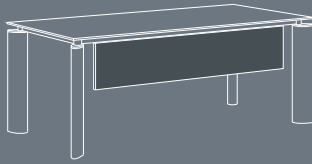
AE4 1600x800x760 (63" x 31 1/2" x 29 7/8")
 AE5 1800x900x760 (70 7/8" x 35 3/8" x 29 7/8")
 AE6 2000x900x760 (78 3/4" x 35 3/8" x 29 7/8")



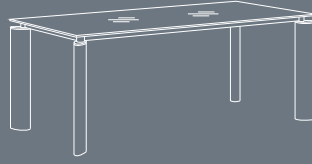
AE7 1200x600x760 (47 1/4" x 23 5/8" x 29 7/8")
 AE8 800x600x760 (31 1/2" x 23 5/8" x 29 7/8")



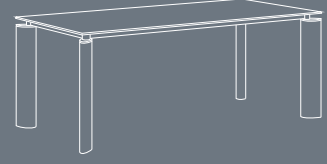
ST12 Ø1200x730 (Ø47 1/4" x 28 3/4")



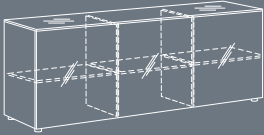
AE4B 1400x18x350 (55 1/8" x 3/4" x 13 3/4")
 AE5B 1600x18x350 (63" x 3/4" x 13 3/4")
 AE6B 1800x18x350 (70 7/8" x 3/4" x 13 3/4")



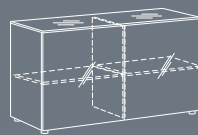
AE11S 2200x1100x760 (86 5/8" x 43 1/4" x 29 7/8")



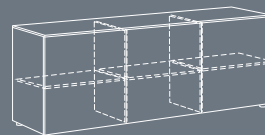
AE11 2200x1100x760 (86 5/8" x 43 1/4" x 29 7/8")



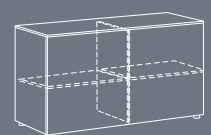
AE20S 2000x432x740 (78 3/4" x 17" x 29 1/8")




AE21S 1334x432x740 (52 1/2" x 17" x 29 1/8")



AE20 2000x432x740 (78 3/4" x 17" x 29 1/8")



AE21 1334x432x740 (52 1/2" x 17" x 29 1/8")



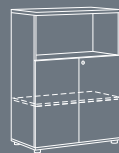
A5104HZ 801x432x1833
(31 1/2" x 17" x 72 1/8")



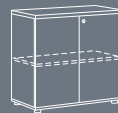
A5404HZ 801x432x1833
(31 1/2" x 17" x 72 1/8")



A3104HZ 801x432x1129
(31 1/2" x 17" x 44 1/2")



A3404HZ 801x432x1129
(31 1/2" x 17" x 44 1/2")



A2104HZ 801x432x777
(31 1/2" x 17" x 30 5/8")



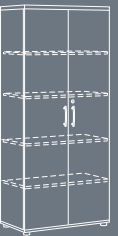
A5104W 801x432x1833
(31 1/2" x 17" x 72 1/8")



A5404WZ 801x432x1833
(31 1/2" x 17" x 72 1/8")



A3104W 801x432x1129
(31 1/2" x 17" x 44 1/2")



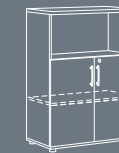
A5104 801x432x1833
(31 1/2" x 17" x 72 1/8")



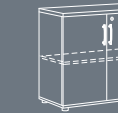
A5404 801x432x1833
(31 1/2" x 17" x 72 1/8")



A3104 801x432x1129
(31 1/2" x 17" x 44 1/2")



A3404 801x432x1129
(31 1/2" x 17" x 44 1/2")



A2104 801x432x777
(31 1/2" x 17" x 30 5/8")




EK1200 1496x85x94 (58 7/8" x 3 3/8" x 3 3/4")

EK1400 1696x85x94 (66 3/4" x 3 3/8" x 3 3/4")

EK1600 1896x85x94 (74 5/8" x 3 3/8" x 3 3/4")

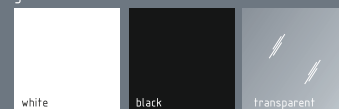
melamine boards



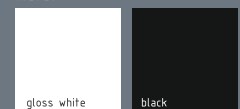
hpl



glass



metal





Mintiga Systema

+420 724 124 042

obchod@mintiga.cz