

CONCEPTA

HINGED, BI-FOLDING AND POCKET DOOR SLIDING SYSTEMS



Hawa
Sliding Solutions

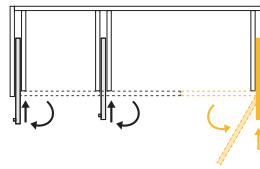


emuca
where creation begins

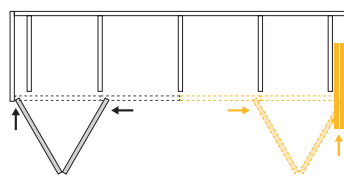
**where
creation
begins**

Indice

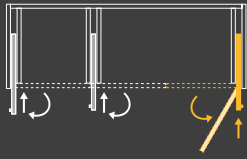
4 Concepta 25 / 30 / 50



14 Folding Concepta 25



concepta 25/30/50



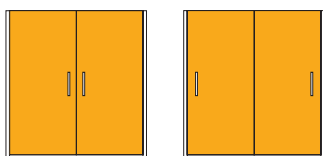
DESCRIZIONE DEL PRODOTTO - PRODUCT DESCRIPTION

IT CARATTERISTICHE TECNICHE

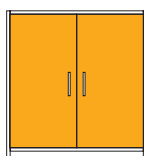
- Sistema scorrevole, girevole e a scomparsa per ante in legno.
- Le cerniere dispone di ammortizzatore per chiusura soft della porta.
- Possibilità di montaggio sui moduli o a scomparsa all'interno delle pareti.
- Consente di nascondere uno spazio o una zona di lavoro (cucina, zona lavanderia, ufficio, camerino,...) ed ottenere un'estetica integrata nell'insieme.
- Il sistema aperto consente di avere un accesso completo in questa zona.
- Peso massimo per anta: 25 kg - 30 kg - 50 kg.
- Larghezza dell'anta: Da 300 a 750 mm, da 300 a 900 mm
- Altezza dell'anta: Da 1.250 a 1.850 mm, da 1.851 a 2.300 mm, 2.301 a 2.850mm.
- Spessore dell'anta: Da 19 a 50 mm
- Regolazione dell'anta con inclinazione, verticale, orizzontale e profondità, dalla parte frontale dell'anta.
- Sistema di guida con cuscinetti.
- Dispone di un sistema di ammortizzazione e aiuto per l'apertura totale delle ante.
- L'articolo include tutti gli accessori necessari per il montaggio di un'anta.
- Il sistema non ha un verso, per cui è possibile montarlo sia a sinistra che a destra.
- Certificato LGA.

EN TECHNICAL CHARACTERISTICS


- Sliding, pivoting and retractable system for wooden doors.
- Hinges have integrated soft-closing mechanism.
- Can be assembled on modules or set in walls.
- Can be used to hide a working space or area (kitchen, laundry, office, walk-in-closet...) with a look integrated within the whole
- The open system enables full access to the area.
- Maximum weight per door: 25 kg - 30 kg - 50 kg..
- Door width: 300 to 750 mm, 300 to 900 mm.
- Door height: 1.250 to 1.850 mm, 1,851 to 2,300 mm, 2.301 to 2.850mm.
- Door thickness: 19 to 50 mm
- It can be set at an angle, vertically, horizontally and in depth, from the front of the door.
- Railed system with bearings.
- It has a damping system and help to fully open doors.
- The item includes all tools required for a door.
- The system does not have a handle, so it can be installed to the left or to the right.
- LGA Certificate.



1. ANTE A BATTENTE
OVERLAPPED DOORS



2. ANTE A SCRIGNO
FITTED DOORS



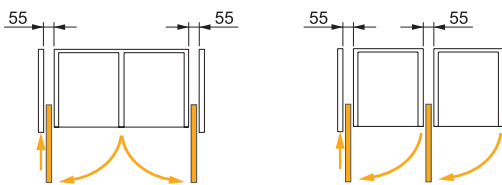
3. ANTE A SCOMPARSA NELLE PARETI
DOORS SET IN WALLS



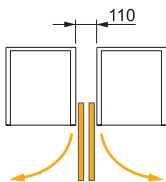
ANTE A BATTENTE - OVERLAPPED DOORS



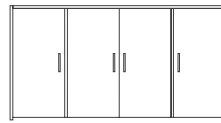
Connectore 55mm



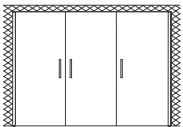
Connectore 110mm



2. ANTE A SCRIGNO - FITTED DOORS



3. ANTE A SCOMPARSA NELLE PARETI - DOORS SET IN WALLS

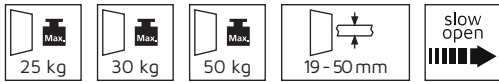




COMPONENTI - COMPONENTS

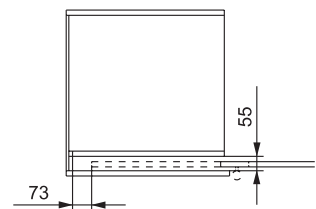
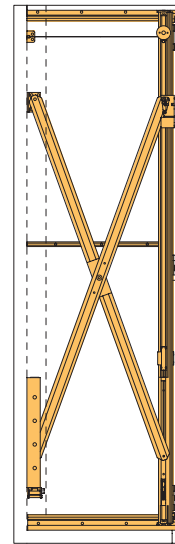
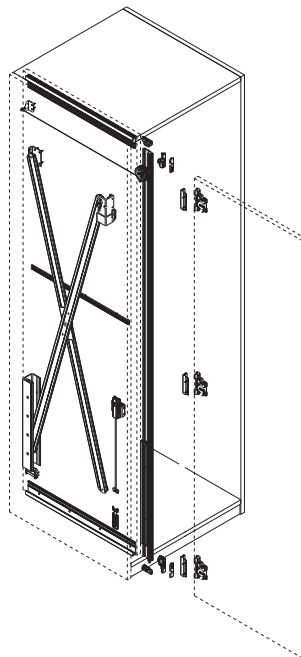
SET DI FERRAMENTA CONCEPTA 25/30/50

Set of fittings Concepta 25/30/50



| kg | Altezza ante Height door | Cod. | | |
|-------|-----------------------------|--------------|-----------|---|
| 25 kg | 1.250 - 1.850 mm | 60770 | 20 | 1 |
| 30 kg | 1.851 - 2.300 mm | 60771 | 20 | 1 |
| 50 kg | 2.301 - 2.850 mm | 60773 | 20 | 1 |

Alluminio e acciaio
Aluminium and steel



CONNETTORE 55 CONCEPTA

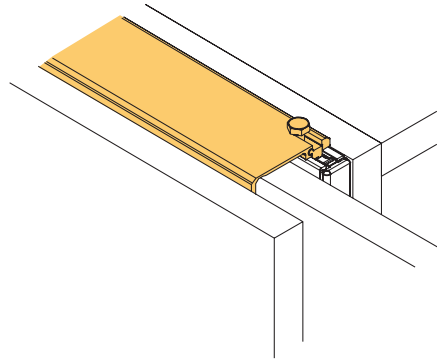
Connector 55 Concepta

Cod. 



| | | |
|--------------|-----------|----------|
| 60744 | 62 | 1 |
|--------------|-----------|----------|

Alluminio /Aluminium



CONNETTORE 110 PER DUE PORTE CONCEPTA

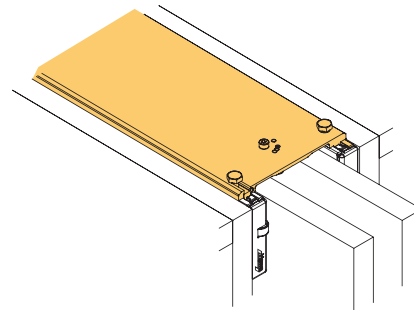
Connector 110 for two doors Concepta

Cod. 



| | | |
|--------------|-----------|----------|
| 60745 | 62 | 1 |
|--------------|-----------|----------|

Alluminio /Aluminium



CONNETTORE 110 PER DUE PORTE CON ZOCCHIO CONCEPTA

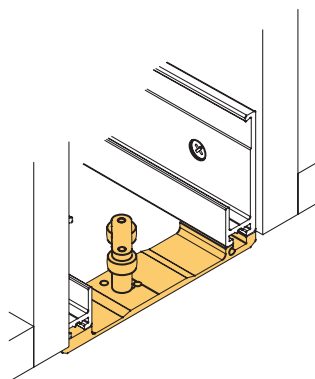
Connector 110 for two doors with plinth Concepta

Cod. 



| | | |
|--------------|-----------|----------|
| 60746 | 62 | 1 |
|--------------|-----------|----------|

Alluminio /Aluminium



20

Trasparente / non classificata
Transparent / not defined

62

Anodizzato opaco
Matt anodized



PESO MASSIMO PER ANTA - MAXIMUM WEIGHT PER DOOR

Peso anta - TB:Larghezza anta in mm / TH: Altezza anta in mm
Door weight - TB: Door width in mm / TH: Door height in mm

Concepta 25

| TH / TB | 300 | 350 | 400 | 450 | 500 | 550 | 600 | 650 | 700 | 750 |
|---------|-----|-----|-----|-----|-----|-----|-----|-----|-----|-----|
| 1850 | 25 | 25 | 25 | 25 | 25 | 25 | 25 | 24 | 23 | 22 |
| 1800 | 25 | 25 | 25 | 25 | 25 | 25 | 25 | 23 | 22 | 21 |
| 1750 | 25 | 25 | 25 | 25 | 25 | 25 | 24 | 22 | 21 | 21 |
| 1700 | 25 | 25 | 25 | 25 | 25 | 25 | 24 | 21 | 21 | 20 |
| 1650 | 25 | 25 | 25 | 25 | 25 | 25 | 23 | 21 | 20 | 19 |
| 1600 | 25 | 25 | 25 | 25 | 25 | 24 | 22 | 20 | 19 | 18 |
| 1550 | 25 | 25 | 25 | 25 | 25 | 24 | 21 | 19 | 18 | 18 |
| 1500 | 25 | 25 | 25 | 25 | 25 | 23 | 21 | 18 | 18 | 17 |
| 1450 | 25 | 25 | 25 | 25 | 24 | 22 | 20 | 18 | 17 | 16 |
| 1400 | 25 | 25 | 25 | 25 | 24 | 21 | 19 | 17 | 16 | 15 |
| 1350 | 25 | 25 | 25 | 24 | 23 | 21 | 18 | 16 | 16 | 15 |
| 1300 | 25 | 25 | 25 | 24 | 22 | 18 | 20 | 15 | 15 | 14 |
| 1250 | 25 | 25 | 24 | 23 | 21 | 19 | 17 | 15 | 14 | 13 |

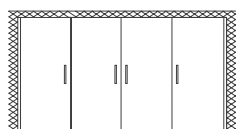
Concepta 30

| TH / TB | 300 | 350 | 400 | 450 | 500 | 550 | 600 | 650 | 700 | 750 | 800 | 850 | 900 |
|---------|-----|-----|-----|-----|-----|-----|-----|-----|-----|-----|-----|-----|-----|
| 2300 | 30 | 30 | 30 | 30 | 30 | 30 | 30 | 30 | 30 | 30 | 29 | 27 | 26 |
| 2250 | 30 | 30 | 30 | 30 | 30 | 30 | 30 | 30 | 30 | 30 | 28 | 27 | 25 |
| 2200 | 30 | 30 | 30 | 30 | 30 | 30 | 30 | 30 | 30 | 29 | 27 | 26 | 24 |
| 2150 | 30 | 30 | 30 | 30 | 30 | 30 | 30 | 30 | 30 | 29 | 27 | 25 | 24 |
| 2100 | 30 | 30 | 30 | 30 | 30 | 30 | 30 | 30 | 30 | 28 | 26 | 25 | 23 |
| 2050 | 30 | 30 | 30 | 30 | 30 | 30 | 30 | 30 | 29 | 27 | 25 | 24 | 23 |
| 2000 | 30 | 30 | 30 | 30 | 30 | 30 | 30 | 30 | 29 | 26 | 25 | 23 | 22 |
| 1950 | 30 | 30 | 30 | 30 | 30 | 30 | 30 | 29 | 27 | 26 | 24 | 23 | 21 |
| 1900 | 30 | 30 | 30 | 30 | 30 | 30 | 30 | 29 | 27 | 25 | 23 | 22 | 21 |
| 1850 | 30 | 30 | 30 | 30 | 30 | 30 | 30 | 28 | 26 | 24 | 23 | 21 | 20 |

Concepta 50

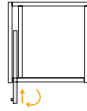
| TH / TB | 300 | 350 | 400 | 450 | 500 | 550 | 600 | 650 | 700 | 750 | 800 | 850 | 900 |
|---------|-----|-----|-----|-----|-----|-----|-----|-----|-----|-----|-----|-----|-----|
| 2850 | 50 | 50 | 50 | 50 | 50 | 50 | 50 | 50 | 50 | 50 | 50 | 50 | 50 |
| 2800 | 50 | 50 | 50 | 50 | 50 | 50 | 50 | 50 | 50 | 50 | 50 | 50 | 50 |
| 2750 | 50 | 50 | 50 | 50 | 50 | 50 | 50 | 50 | 50 | 50 | 50 | 50 | 50 |
| 2700 | 50 | 50 | 50 | 50 | 50 | 50 | 50 | 50 | 50 | 50 | 50 | 50 | 49 |
| 2650 | 50 | 50 | 50 | 50 | 50 | 50 | 50 | 50 | 50 | 50 | 50 | 50 | 48 |
| 2600 | 50 | 50 | 50 | 50 | 50 | 50 | 50 | 50 | 50 | 50 | 50 | 49 | 48 |
| 2550 | 50 | 50 | 50 | 50 | 50 | 50 | 50 | 50 | 50 | 50 | 50 | 48 | 47 |
| 2500 | 50 | 50 | 50 | 50 | 50 | 50 | 50 | 50 | 50 | 50 | 49 | 48 | 46 |
| 2450 | 50 | 50 | 50 | 50 | 50 | 50 | 50 | 50 | 50 | 49 | 48 | 47 | 45 |
| 2400 | 50 | 50 | 50 | 50 | 50 | 50 | 50 | 50 | 50 | 48 | 48 | 46 | 45 |
| 2350 | 50 | 50 | 50 | 50 | 50 | 50 | 50 | 50 | 49 | 48 | 47 | 45 | 44 |
| 2300 | 50 | 50 | 50 | 50 | 50 | 50 | 50 | 49 | 48 | 47 | 46 | 45 | 43 |

3. ANTE A SCOMPARSA NELLE PARETI - DOORS SET IN WALLS



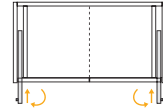


PER 1 ANTA / For 1 door



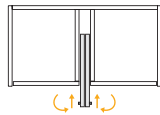
Concepta 25/30/50 - x1 ud
Connettore 55 - Cod. 6074462 x1 ud

PER 2 ANTA / For 2 doors



Concepta 25/30/50 - x2 uds
Connettore 55 - Cod. 6074462 x2 uds

PER 2 ANTA / For 2 doors



Concepta 25/30/50 - x2 uds
Connettore 110 - Cod. 6074562 x1 ud



OPZIONE 1
OPTION 1

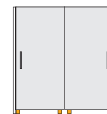
ZOCCOLETTO FISSO
FIXED SKIRTING BOARD



Concepta 25/30/50 - x2 uds
Connettore 110 - Cod. 6074562 x1 ud
Cod. 6074662 x1 ud

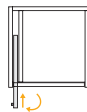
OPZIONE 2
OPTION 2

COPRI PIEDINI
OVER FEET



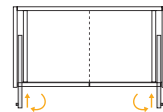
Concepta 25/30/50 - x2 uds
Connettore 110 - Cod. 6074562 x2 uds

PER 1 ANTA / For 1 door



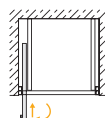
Concepta 25/30/50
x1 ud

PER 2 ANTA / For 2 doors



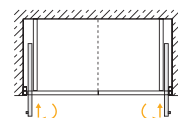
Concepta 25/30/50
x2 uds

PER 1 ANTA / For 1 door




Concepta 25/30/50
x1 ud

PER 2 ANTA / For 2 doors




Concepta 25/30/50
x2 uds

1. ANTE A BATTENTE
OVERLAPPED DOORS

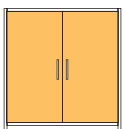


1.A

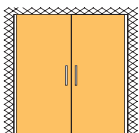


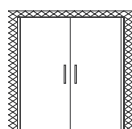
1.B

2. ANTE A SCRIGNO
FITTED DOORS

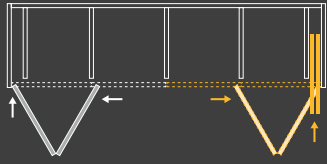


3. ANTE A SCOMPARSA NELLE PARETI
DOORS SET IN WALLS





folding concepta 25



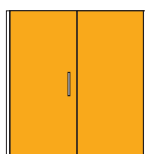
DESCRIZIONE DEL PRODOTTO - PRODUCT DESCRIPTION

IT CARATTERISTICHE TECNICHE


- Sistema scorrevole, pieghevole e a scomparsa per ante in legno.
- Le cerniere dispone di ammortizzatore per chiusura soft della porta.
- Possibilità di montaggio sui moduli o a scomparsa all'interno delle pareti.
- Permette di nascondere uno spazio o zona di lavoro (cucina, zona lavanderia, ufficio, camerino, ...) con un'estetica integrata nell'insieme.
- Il sistema aperto consente di avere uno spazio totalmente accessibile, anche senza binari inferiori.
- Peso massimo per 25 kg= 50 kg/set
- Larghezza dell'anta: da 300 a 700 mm
- Altezza dell'anta: da 1.250 a 1.850 mm, da 1.851 a 2.600 mm
- Spessore dell'anta: da 19 a 26 mm
- Regolazione dell'anta in inclinazione, verticale e orizzontale
- Sistema di guida e rotamento con cuscinetti.
- L'articolo include tutti gli accessori necessari per due ante pieghevoli.
- Il sistema è predisposto per il montaggio sia sul lato sinistro che sul lato destro.
- Finitura anodizzata argento opaco.
- Certificato LGA

EN TECHNICAL CHARACTERISTICS

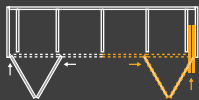
- Sliding, pivoting and retractable system for wooden doors.
- Hinges have integrated soft-closing mechanism.
- Can be assembled on modules or set in walls.
- Can be used to hide a working space or area (kitchen, laundry, office, walk-in-closet...) with a look integrated within the whole.
- The open system allows full access to an area, including its lower rails.
- Maximum weight per 25 kg= 50 kg/set
- Door width: 300 to 700 mm
- Door height: 1.250 to 1.850 mm, 1.851 to 2.600mm.
- Door thickness: 19 to 26 mm
- It can be set at an angle, vertically, horizontally and in depth.
- Railed system and skirting board with bearings.
- The item includes all tools required for two folding doors.
- The system is designed to be assembled to the left or to the right.
- Anodised matte silver finish.
- LGA Certificate



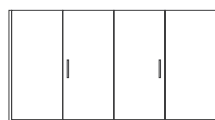
1. ANTE SUL MODULO
DOORS ON MODULE



2. ANTE A SCRIGNO
DOORS SET IN WALLS

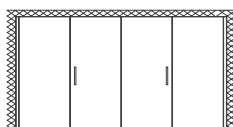


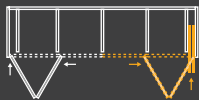
1. ANTE SUL MODULO - DOORS ON MODULE





2. ANTE A SCRIGNO - DOORS SET IN WALLS

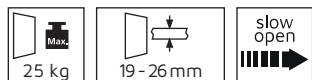




COMPONENTI - COMPONENTS

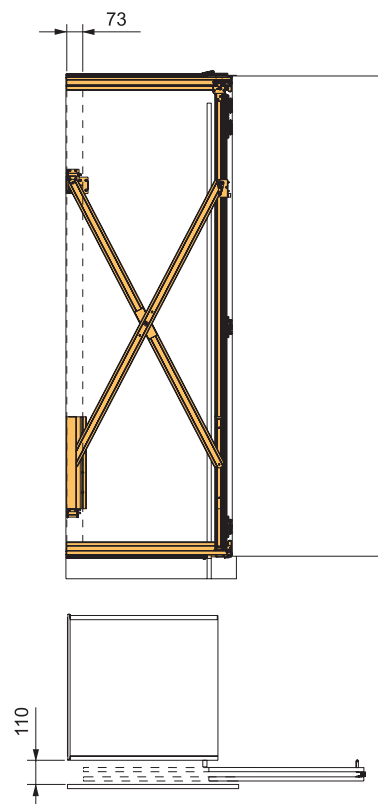
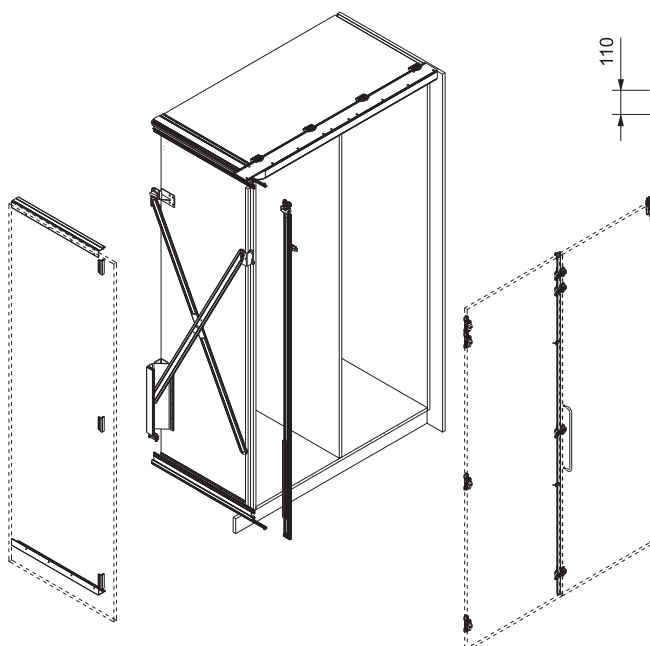
SET DI FERRAMENTA FOLDING CONCEPTA 25

Set of fittings Folding Concepta 25



| Mano / Hand | Altezza ante Height door | Cod. | | |
|-----------------|--------------------------|--------------|-----------|---|
| Sinistra / Left | 1.250 ~ 1.850 | 60774 | 62 | 1 |
| Destra / Right | 1.250 ~ 1.850 | 60775 | 62 | 1 |
| Sinistra / Left | 1.851 ~ 2.600 | 60776 | 62 | 1 |
| Destra / Right | 1.851 ~ 2.600 | 60777 | 62 | 1 |

Alluminio e acciaio / Aluminium and steel

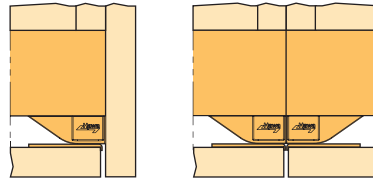


SET DI PROFILI A PAVIMENTO FOLDING CONCEPTA

Set floor profiles Folding Concepta

| | | |
|-------|-----------------|---|
| | Cod. | |
| 1,3 m | 60757 62 | 1 |

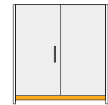
Alluminio /Aluminium



Rampa di posizionamento inclusa.

Positioning ramp included.

CON BASE DEL MOBILE
BASE FOR FURNITURE

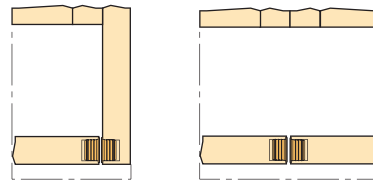



CENTRAGGIO MAGNETICO FOLDING CONCEPTA

Magnetic centring Folding Concepta

| | |
|-----------------|---|
| Cod. | |
| 60758 62 | 1 |

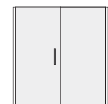
Alluminio /Aluminium



Allineamento dell'anta mediante centratore magnetico.

Door aligned with magnetic centring device.

SENZA BASE DEL MOBILE
NO BASE FOR FURNITURE

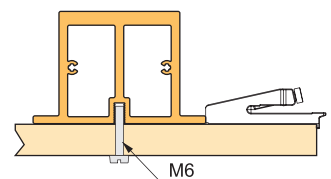
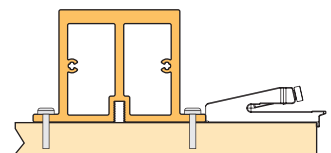
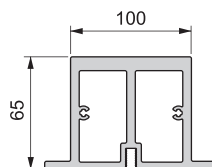


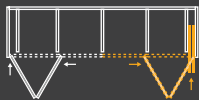
PROFILO DI RINFORZO E PIASTRA DE GIUNZIONE FOLDING CONCEPTA

Reinforcement profile and connecting plate Folding Concepta

| | | |
|-------|-----------------|---|
| | Cod. | |
| 2,6 m | 60756 62 | 1 |

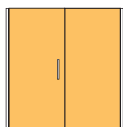
Alluminio /Aluminium



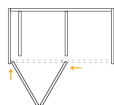


PER 2 ANTA / For 2 doors

1. ANTE SUL MODULO
DOORS ON MODULE

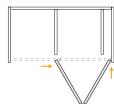


SINISTRA
Left



Folding Concepta 25 - Cod. 6075262 x1 ud

DESTRA
Right



Folding Concepta 25 - Cod. 6075362 x1 ud



OPZIONE 1
OPTION 1

CON BASE DEL MOBILE
Base for furniture



Cod. 6075762 x1 ud

OPZIONE 2
OPTION 2

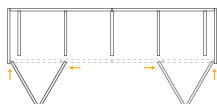
SENZA BASE DEL MOBILE
Without base for furniture



Cod. 6075862 x1 ud

PER 4 ANTA / For 4 doors

SINISTRA
Left



Folding Concepta 25
Cod. 6075262 x1 ud

DESTRA
Right

Folding Concepta 25
Cod. 6075362 x1 ud

Cod. 6075662 x1 ud



OPZIONE 1
OPTION 1


CON BASE DEL MUEBLE
Base for furniture



Cod. 6075762 x2 ud

OPZIONE 2
OPTION 2

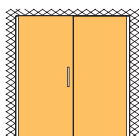
SIN BASE DEL MUEBLE
Without base for furniture



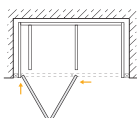
Cod. 6075862 x1 ud

PER 2 ANTA / For 2 doors

2. ANTE A SCRIGNO
DOORS ON MODULE

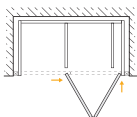


SINISTRA
Left



Folding Concepta 25 - Cod. 6075262 x1 ud

DESTRA
Right



Folding Concepta 25 - Cod. 6075362 x1 ud



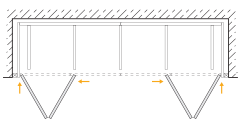
SENZA BASE DEL MOBILE
Without base for furniture



Cod. 6075862 x1 ud

PER 4 ANTA / For 4 doors

SINISTRA
Left



Folding Concepta 25
Cod. 6075262 x1 ud

DESTRA
Right

Folding Concepta 25
Cod. 6075362 x1 ud

Cod. 6075662 x1 ud



SENZA BASE DEL MOBILE
Without base for furniture



Cod. 6075862 x1 ud

where creation begins

EMUCA reserves the right to make changes to specification without prior notice.
EMUCA si riserva la facoltà di introdurre cambi alle specifiche tecniche senza nessun preavviso.
EMUCA se reserva el derecho de introducir cambios en las especificaciones técnicas sin previo aviso.
EMUCA se réserve le droit de modifier les spécifications techniques sans avis préalable.
A EMUCA reserva-se o direito de introduzir alterações nas especificações técnicas sem aviso prévio.
Firma EMUCA zastrzega sobie prawo wprowadzania zmian w specyfikacjach technicznych bez uprzedniego powiadomienia

[emuca.com](https://www.emuca.com)



Emuca S.R.L.

Via Messico, 80 • 35127 Padova (ITALIA)
T. +39 049 8702800 • F. +39 049 87 03019
www.emuca.it • info@emuca.com

Emuca Ltd.

75 Springfield Road • Chelmsford • Essex
CM2 6JG (UK)
T. +44 1268 530 674 • F. +44 1268 282 592
www.emuca.co.uk • sales@emuca.com

Emuca S.A.

Pl. El Oliveral - c/H, 4 • Apartado de correos 176
46394 Ribà-Roja del Túria • Valencia (ESPAÑA)
T. +34 96 166 70 19 • F. +34 96 166 71 82
www.emuca.es • emuca@emuca.com

Emuca S.A.R.L.

Parc de l'Aubinière • 2 Avenue des Améthystes
44338 Nantes Cedex 03 (FRANCE)
T. +33 2 49 88 07 35 • F. +33 2 72 22 02 24
www.emuca.fr • emuca@emuca.com

Emuca Lda.

AV. da Liberdade n° 38, 4° • 1250-145 Lisboa (PORTUGAL)
T. +351 211 203 940 • F. +34 96 166 71 82
www.emuca.pt • emuca@emuca.com

01/2022

