



Selection Italiano English

furniture
fittings
solutions



decisive

digital

reliable

proactive

competitive

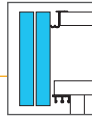
Indice / Contents

2	Sistemi scorrevoli / Sliding systems
12	Accessori per interni di armadi / Wardrobes interior accessories
20	Sistemi di dispensa per la cucina / Kitchen storage systems
26	Guide, cassetti e accessori / Slides, drawers and accessories
32	Accessori per la cucina / Kitchen accessories
40	Braccetti, cerniere, chiusure, registrabili, ruote e gambe / Stays, hinges, latches, levellers, castors and legs
50	Sistemi di montaggio / Mounting systems
60	Illuminazione / Lighting
76	Maniglie / Handles

Sistemi scorrevoli Sliding systems




Sistema scorrevole Neco / Neco sliding system

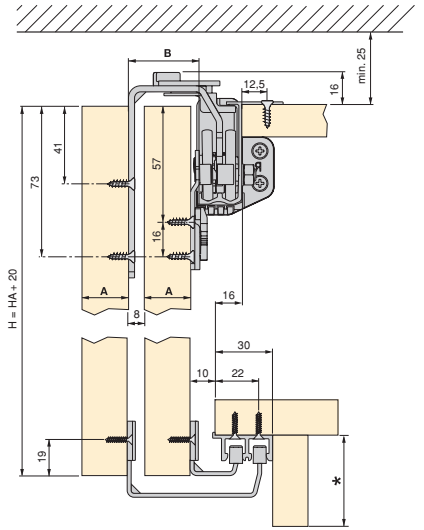


Hang / Hidden
Sistema combinato

Set di carrelli superiori e pattini inferiori
Upper and lower sliding set



Descrizioni Description	A Max.	B	Cod.		
2 ante 2 doors	21	33	60514	20	1
3 ante 3 doors	21	33	60515	20	1
2 ante 2 doors	23	35	60516	20	1
2 ante 2 doors	28	40	60518	20	1



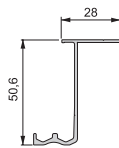
video



configuration

www.emuca.com

Binario superiore
Upper track

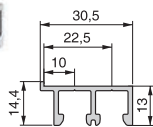


L	Cod.		L
4 m	76188	62	32 m

Alluminio / Aluminium

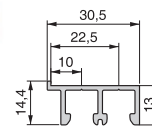
* senza / without CLIP	* con / with CLIP
min. 45	min. 55

Binario inferiore
Lower track



L	Cod.		L
4 m	42173	61	32 m

Alluminio / Aluminium



L	Cod.		L
4 m	60509	21	32 m

Tecnoplastica / Plastic

- Si consegna con fori Ø5 ogni 160mm.
- Is supplied with drills of Ø5 every 160mm.

Ammortizzatore per anta
Door soft closing



Cod. 6020315



Cod. 6020615



- Anta interna - Soft interno.
- Interior door - Internal Soft.



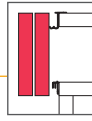
- Anta esterna - Soft esterno.
- Exterior door - Exterior Soft.

Descrizioni Description	Cod.		
Anta interna Internal door	60203	15	1
Anta esterna Exterior door	60206	15	1

Acciaio e tecnoplastica / Steel and plastic




Sistema scorrevole Neco / Neco sliding system



Hang / Seen
Sistema frontale

Set di carrelli superiori e pattini inferiori
Upper and lower sliding set



Descrizioni Description	A Max.	B	Cod.		
2 ante 2 doors	21	33	60500	20	1
3 ante 3 doors	21	33	60501	20	1
2 ante 2 doors	23	35	60502	20	1
2 ante 2 doors	28	40	60503	20	1

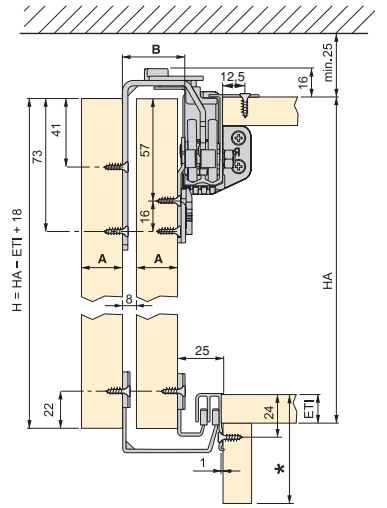


video

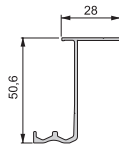


configuration

www.emuca.com



Binario superiore
Upper track

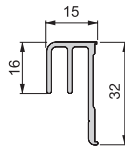


L	Cod.		
4 m	76188	62	32 m

Alluminio / Aluminium

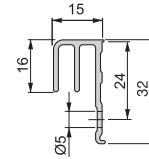
* senza / without CLIP	* con / with CLIP
min. 45	min. 55

Binario inferiore
Lower track



L	Cod.		
4 m	70128	62	32 m

Alluminio / Aluminium



L	Cod.		
4 m	60512	21	32 m

Tecnoplastica / Plastic

- Si consegna con fori Ø5 ogni 160mm.
- Is supplied with drills of Ø5 every 160mm.

Ammortizzatore per anta
Door soft closing




Cod. 6020315



Cod. 6020615



- Anta interna - Soft interno.
- Interior door - Internal Soft.



- Anta esterna - Soft esterno.
- Exterior door - Exterior Soft.


Descrizioni Description	Cod.		
Anta interna Internal door	60203	15	1
Anta esterna Exterior door	60206	15	1

Acciaio e tecnoplastica / Steel and plastic




Profili maniglia-raddrizza-ante / Handle profiles

Profilo verticale Brenta / Brenta vertical profile




	Cod.	
2,8 m	70137 62	28 m
Alluminio / Aluminium		

Profilo maniglia Brenta / Brenta handle profile

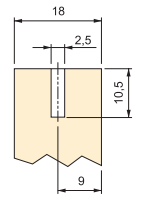


	Cod.	
2,8 m	70135 62	28 m
Alluminio / Aluminium		

Profilo maniglia-spalla Brenta / Brenta handle cover profile



	Cod.	
2,8 m	70136 62	28 m
Alluminio / Aluminium		



Profilo verticale Adige / Adige vertical profile



	Cod.	
2,8 m	70134 62	28 m
Alluminio / Aluminium		

Profilo maniglia Adige / Adige handle profile



	Cod.	
2,8 m	70132 62	28 m
Alluminio / Aluminium		

Profilo maniglia-spalla Adige / Adige handle cover profile



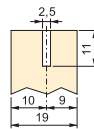
	Cod.	
2,8 m	70133 62	28 m
Alluminio / Aluminium		



Rhodes



	Cod.	
3 m	92966 62	30 m
Alluminio / Aluminium		




Sparta



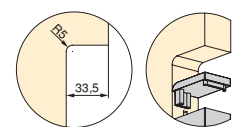
	Cod.	
2,8 m	92910 62	28 m
Alluminio / Aluminium		



Tappi chiusura Sparta / Sparta covers



Cod.	
92911 25	10
Tecnoplastica / Plastic	



Tendiate / Door truss

Tendi ante Steady / Steady door truss



M	Cod.	
1.920	91145 61	25
Acciaio, alluminio e tecnoplastica Steel, aluminium and plastic		

Tendi ante Tigth / Tigth door truss



L	M	Cod.	
1.964	1.920	43943 21	25
2.284	2.240	79126 21	25
Acciaio, tecnoplastica e zama Steel, plastic and zamak			

Sistema scorrevole Placard / Placard sliding system

1 Set di ferramenta per anta / Set of fittings for door



Modello Model	Cod.		
	79178	20	1


Acciaio, tecnoplastic e zama
Steel, plastic and zamak

Set di ferramenta per anta con Slowmove / Set of fittings for door with Slowmove



Modello Model	Cod.		
	61080	20	1
	61081	20	1

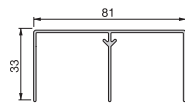
Acciaio e tecnoplastica
Steel and plastic



Modello Model	Cod.		
	61075	20	1
	61078	20	1

Tecnoplastica / Plastic

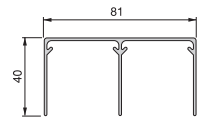
2 Binario superiore / Upper track



Binario superiore Upper track		Cod.					
	81x33	3 m	61180	12	62	69	24 m
	81x33	4 m	61182	-	62	-	32 m

Alluminio / Aluminium


Binario superiore per Slowmove / Upper track for Slowmove



Binario superiore Upper track		Cod.					
	81x40	3 m	61180	12	62	69	24 m
	81x40	4 m	61182	-	62	-	32 m

Alluminio / Aluminium


3 Binario inferiore Classico / Classic lower track



	Cod.		
3 m	43486	62	24 m

Alluminio / Aluminium


Binario inferiore a Canale / Lower track of groove



	Cod.				
3 m	70037	12	62	69	24 m
4 m	69078	-	62	-	32 m

Alluminio / Aluminium

Binario inferiore clip / Lower track with clip systems

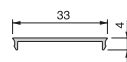


	Cod.		
3 m	61038	62	24 m

Alluminio / Aluminium



Profilo tappo a Canale / Groove profile cover



	Cod.				
3 m	70039	12	62	69	24 m
4 m	69079	-	62	-	32 m

Alluminio / Aluminium



Clip / Clip




	Cod.		
	60090	17	25

Tecnoplastica / Plastic

Utilizzare 2 clips per armadio fino a 2 metri.
Utilizzare 3 clips per armadio oltre i 2 metri.

Use 2 clips for wardrobes up to 2 meters.
Use 3 clips for wardrobes over 2 meters.

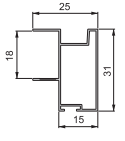
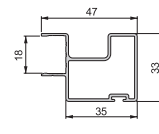
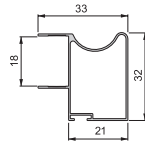
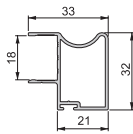






4 Maniglia Wave 18 / Wave 18 handle

Maniglia Wave 18E / Wave 18E handle


Maniglia Quad 18 / Quad 18 handle

Maniglia Sharp 18E / Sharp 18E handle




	Cod.			
	79173	-	69	24 m
	79173	62	-	23,2 m
	70177	62	-	20 m

Alluminio / Aluminium

	Cod.			
	60104	62		23,2 m

Alluminio / Aluminium

	Cod.			
	79189	62		24 m

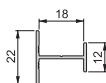
Alluminio / Aluminium


	Cod.			
	60105	62		23,2 m

Alluminio / Aluminium


5 Profilo H18x12/22 / H18x12/22 profile

Profilo U18x14 / U18x14 profile



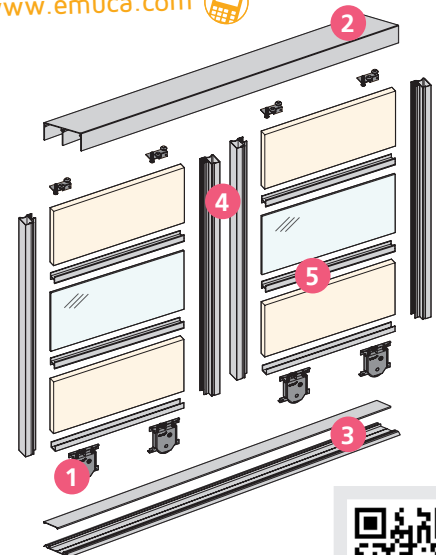
	Cod.			
	79175	62	69	32 m

Alluminio / Aluminium

	Cod.			
	79177	62	69	32 m

Alluminio / Aluminium

www.emuca.com 









Set di maniglie Wave 18 per anta / Wave 18 handle profile set for one door



x 6



Cod. 		
70066	62	1

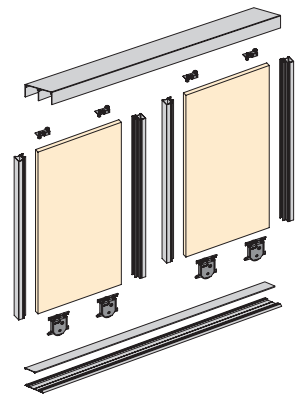
Vari / Various



www.emuca.com 





Ogni set contiene:
 2 maniglie Wave 18 da 2.500mm.
 Parapolvere da 5.000mm
 2 carrelli.
 2 pattini.
 2 freni.

Each set contains:
 2 Wave 18 handles 2.500mm.
 Dust guard 5.000mm.
 2 carriages.
 2 rollers.
 2 brakes.



Set di binari per Placard a Canale / Track set for Placard of groove

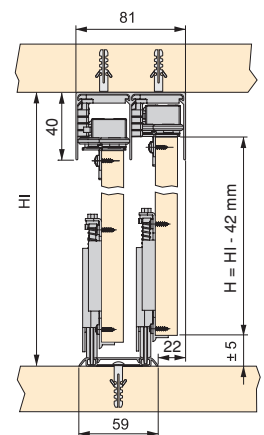


Binario superiore Upper track		Cod. 	
81x33	2 m	69735	62 1
81x33	3 m	69736	62 1
 81x40	3 m	61188	62 1

Alluminio / Aluminium

Ogni set contiene:
 Un binario superiore 81x33 / 81x40
 Un binario inferiore a Canale.
 Un profilo tappo Canale.

Each set contains:
 One track upper 81x33 / 81x40
 One groove lower profile.
 One groove cover profile.



Anta cristallo Placard / Placard glass door

Profilo superiore e inferiore 14+4 / 14+4 upper and lower profile



L	Cod.		
4 m	60004	62	32 m

Alluminio / Aluminium


Profilo superiore e inferiore / Upper and lower profile



L	Cod.		
3,2 m	79191	62	64 m

Alluminio / Aluminium

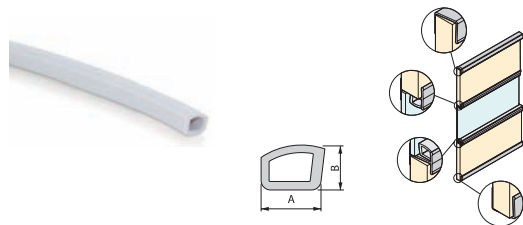
Nastro adesivo per vetro
Adhesive tape for glass



Cod.		
60002	15	24 m

Tecnoplastica / Plastic

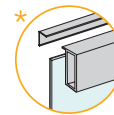
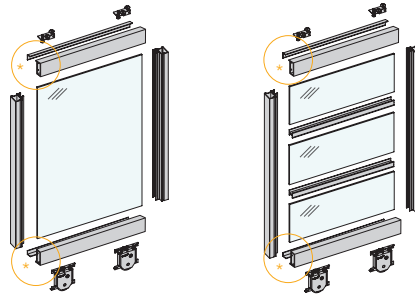
Guarnizione profilo Placard / Placard stop profile



	A	B	Cod.		
10 - 16	12	6	40016	21	32 m
18 - 19	14	10	79171	21	32 m

Tecnoplastica / Plastic

www.emuca.com






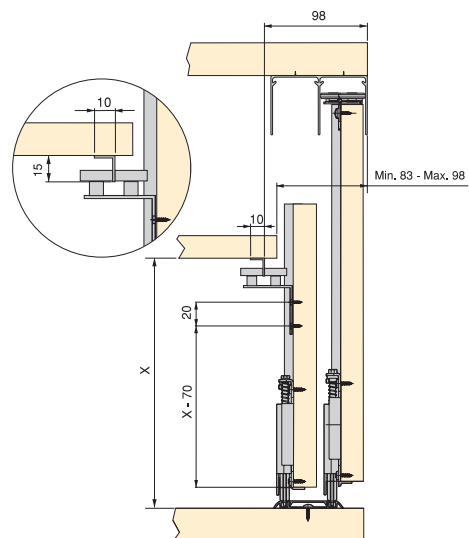


Placard armadi con tetto inclinato / Placard cabinets with sloping ceiling

Binario superiore Placard per tetto inclinato / Upper track Placard for sloping ceiling





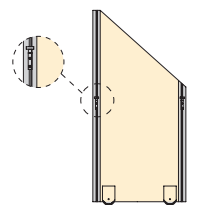
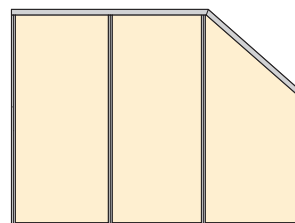
	Cod. 	
3,2 m	79191 62	64 m
Alluminio / Aluminium		



Pattino Placard per tetto inclinato / Placard skid for sloping ceiling



Cod. 	
79190 20	1
Vari / Various	



www.emuca.com 

Accessori per interni di armadi
Wardrobes interior accessories



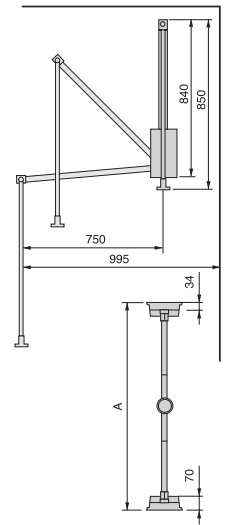
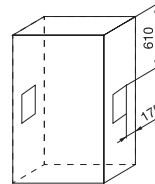
Appendiabiti Hang / Hang wardrobe lifts

Hang per armadio / Hang for wardrobe



A	Cod.	11	25
450-600	92837	11	1
600-830	92838	11	1
830-1.150	92839	11	1

Acciaio e tecnoplastica
Steel and plastic

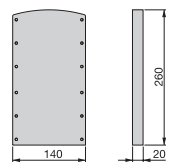


Spessore Hang per anta scorrevole / Hang lateral spacer

Distanziatore per Hang / Spacer for Hang of wardrobe



x 12



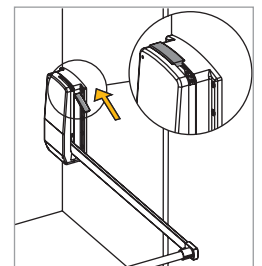
Cod.	25	2
92803	25	2

Tecnoplastica / Plastic



Cod.	25	2
82854	25	2

Tecnoplastica / Plastic



Da utilizzare dove l'anta resta interna al vano.

To be used with hinged doors or as a spacer for hollow modules.

Permette di montare l'Hang nel fondo dell'armadio.

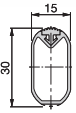
Allows Hang to be mounted to the back of the wardrobe.





Tubi e reggitubi per armadi / Rails and supports

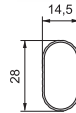
Tubi Silk con gomma / Silk rails



L	Cod.		
2,4 m	60721	62	24 m
4 m	60720	62	40 m

Alluminio e tecnoplastica
Aluminium and plastic

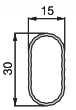
Tubo Zen / Zen rail



L	Cod.		
4 m	70130	62	40 m

Alluminio / Aluminium

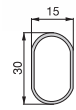
Tubo alluminio / Aluminium rail



L	Cod.		
2,4 m	62203	62	24 m
4 m	62202	62	40 m

Alluminio / Aluminium

Tubo in acciaio / Steel rail



L	Cod.		
2,4 m	70094	11	24 m
3 m	70099	11	30 m

Acciaio / Steel

Reggitubo a cielo / Lateral support



Cod.			
60474	07	25	200

Zama / Zamak

Reggitubo a cielo / Lateral support



Cod.			
80469	07	25	250

Zama / Zamak

Reggitubo mini / Support



Cod.			
90168	07	25	500

Zama / Zamak

Reggitubo / Support



Cod.			
90723	07	25	500

Zama / Zamak

Reggitubo laterale Silk2
Silk2 lateral support



Lato / Hand	Cod.		
Destro / Right	60029	25	100
Sinistro / Left	60030	25	100

Tecnoplastica / Plastic

Reggitubo centrale Silk2
Silk2 central support



Cod.			
60031	25	100	

Tecnoplastica / Plastic

Reggitubo angolare Silk2
Silk2 corner support



Cod.			
60032	25	100	

Tecnoplastica / Plastic

Reggitubo centrale T
T central support



Cod.			
60026	07	25	300

Zama / Zamak

Tubo alluminio Ø28 / Ø28 aluminium rail



L	Cod.		
2 m	70142	62	20 m
4 m	70141	62	40 m

Alluminio / Aluminium

Reggitubo laterale Ø28
Ø28 lateral support



Cod.			
79192	25	200	

Zama / Zamak

Reggitubo centrale Ø28
Ø28 central support



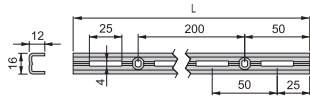
Cod.			
79197	25	200	

Zama / Zamak



Sistema Jagmet / Jagmet Structure

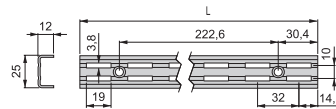
Profilo Jagmet cremagliera semplice passo 50mm
Jagmet 50mm single slot profile



L	Cod.	12	10
1 m	79180	12	10
1,5 m	79164	12	10
2 m	79165	12	10
2,5 m	79166	12	10

Acciaio / Steel

Profilo Jagmet cremagliera doppia passo 32mm
Jagmet 32mm double slot profile

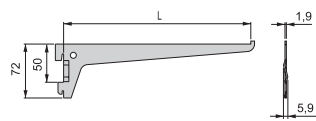


L	Cod.	12	10
0,951 m	79167	12	10
1,396 m	79168	12	10
2,064 m	79169	12	10
2,229 m	79179	12	10

Acciaio / Steel



Reggipiano Jagmet cremagliera semplice passo 50mm
Jagmet 50mm single slot support

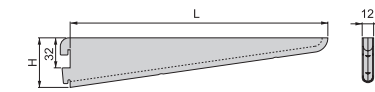


L	Kg	Cod.	12	10
200	40	79170	12	20
250	32	79156	12	20
300	26	79157	12	20
350	23	79158	12	20
400	20	79159	12	20

Acciaio / Steel



Reggipiano Jagmet cremagliera doppia passo 32mm
Jagmet 32mm double slot support



L	H	Kg	Cod.	12	10
170	47	44	79160	12	20
220	49	34	79161	12	20
270	52	27	79162	12	20
320	58	23	79181	12	20
370	64	20	79163	12	20
470	81,9	16	79182	12	20

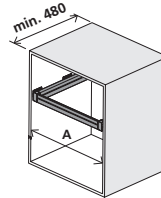
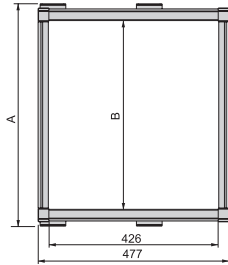
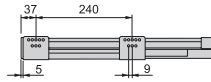
Acciaio / Steel





Accessori per interni di armadi Moka / Moka wardrobes interior accessories

Telaio Moka con guide / Moka frame with runners



www.emuca.com

A	B	Cod.		
564 - 614	484 - 534	69300	13	1
614 - 664	534 - 584	69299	13	1
664 - 714	584 - 634	69301	13	1
714 - 764	634 - 684	69306	13	1
764 - 814	684 - 734	69302	13	1
814 - 864	734 - 784	69307	13	1
864 - 914	784 - 834	69303	13	1
914 - 964	834 - 884	69308	13	1
964 - 1.014	884 - 934	69304	13	1
1.014 - 1.064	934 - 984	69309	13	1
1.064 - 1.114	984 - 1.034	69305	13	1

Alluminio e tecnoplastica / Aluminium and plastic

Cassetto in filo / Wire drawer



B	Cod.		
475	69330	13	2
675	69331	13	2
775	69332	13	2

Acciaio / Steel

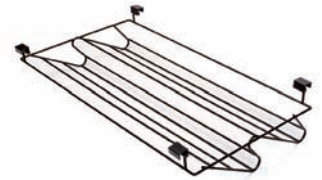
Cassetto metallico / Metallic drawer



B	Cod.		
475	69320	13	1
675	69321	13	1
775	69322	13	1

Acciaio / Steel

Porta scarpe / Shoe drawer



B	Cod.		
475	69370	13	2
675	69371	13	2
775	69372	13	2

Acciaio / Steel

Cassetto organizzatore / Organizer drawer



B	Cod.		
483	69310	75	1
683	69311	75	1
783	69312	75	1

Legno e vari
Wood and various

Cassetto di legno / Wooden tray with lid



Cod.		
69350	49	1

Legno e vari
Wood and various

Cesta per la biancheria / Basket



Cod.		
69342	13	1

Acciaio e tela
Steel and fabric

Distanziali / Spacers



Cod.		
69399	43	1

Tecnoplastica / Plastic

Vaschetta ausiliare / Auxiliary tray



Cod.		
69396	13	1

Alluminio e tecnoplastica
Aluminium and plastic

Set di 7 aste anta pantaloni / Set of 7 trousers rods



x 7

Cod.		
69340	13	1

Alluminio e tecnoplastica
Aluminium and plastic

Pinze appendiabiti / Hanging clip



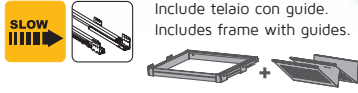
Cod.		
69341	43	10

Tecnoplastica / Plastic

Da utilizzare dove l'anta resta interna al vano.
To be used with hinged doors or as a spacer for hollow modules.



Portascarpe con telaio / Shoe rack with frame



Include telaio con guide.
Includes frame with guides.

A	Cod.		
564 - 594	69360	13	1
764 - 794	69361	13	1
864 - 894	69362	13	1

Acciaio / Steel

Appendiabiti estraibile / Pull-out hanging rail



Cod.		
69387	13	1

Alluminio e tecnoplastica
Aluminium and plastic



Porta cravatte laterale estraibile / Lateral pull-out tie rack

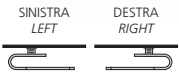


Cod.		
69388	13	1

Alluminio e tecnoplastica
Aluminium and plastic



Porta pantaloni estraibile / Pull-out trouser rack

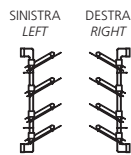


Lato / Hand	Cod.		
Sinistra / Left	69128	13	1
Destra / Right	69234	13	1

Acciaio e tecnoplastica
Steel and plastic



Porta scarpe laterale estraibile / Lateral pull-out shoe rack



Lato / Hand	Cod.		
Sinistra / Left	69384	13	1
Destra / Right	69385	13	1

Acciaio e tecnoplastica
Steel and plastic



Specchio estraibile / Pull-out Mirror



Cod.		
69386	13	1

Acciaio e tecnoplastica
Steel and plastic



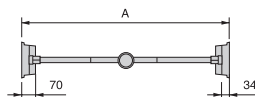
www.emuca.com

Hang per armadio / Hang for wardrobe

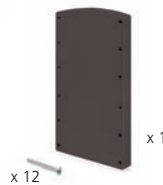


A	Cod.		
450-600	92837	13	1
600-830	92838	13	1
830-1.150	92839	13	1

Acciaio e tecnoplastica
Steel and plastic



Spessore Hang per anta scorrevole
Hang lateral spacer



Cod.		
92803	13	2

Tecnoplastica / Plastic

x 12

Da utilizzare dove l'anta resta interna al vano.
To be used with hinged doors or as a spacer for hollow modules.



Tubo alluminio Ø28 / Ø28 aluminium rail



	Cod.		
2 m	70142	13	20 m
4 m	70141	13	40 m

Alluminio / Aluminium



Reggitubo laterale Ø28
Ø28 lateral support

Reggitubo centrale Ø28
Ø28 central support



Cod.		
79192	13	200

Zama / Zamak



Cod.		
79197	13	200

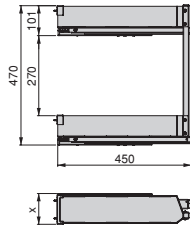
Zama / Zamak

Sistemi di dispensa per la cucina
Kitchen storage systems



Sistema Titane / Titane system

Portabottiglie laterale estraibile Titane con soft / Titane bottle lateral pull-out with soft

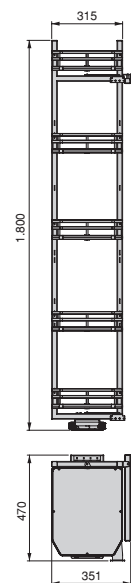


Modulo Module	X	Cod.		
150	104	83590	35	1
200	154	83600	35	1

Acciaio / Steel



Colonna dispensa estraibile Titane / Titane pull out larder unit



Modulo Module	Cod.		
400	89451	35	1

Acciaio e truciolare
Steel and particle board



Per il montaggio, si raccomanda di utilizzare le cerniere C91 o X91.
For the assembly, we recommend to use the hinges C91 or X91.

Angolare Titane Huit / Titane Huit corner pull-out

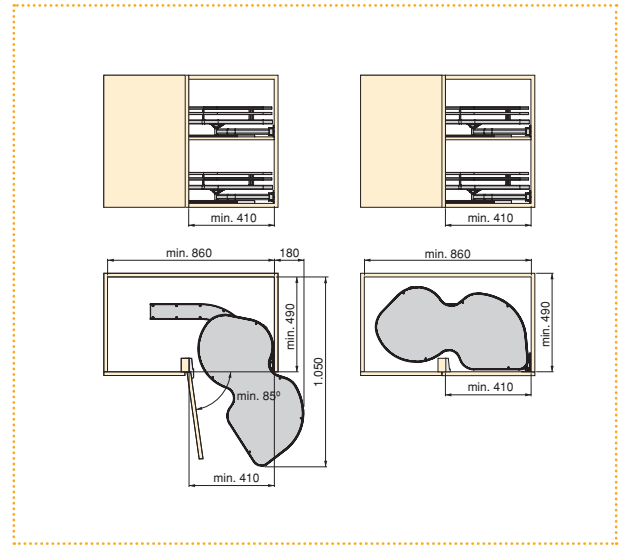
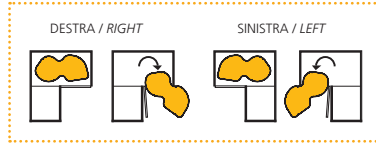
Anta con montaggio destra o sinistra
Right or left handed



Max.
2x20 kg

Modulo / Module	Cod.		
Destra / Right	89441	35	1
Sinistra / Left	89442	35	1

Acciaio e truciolare / Steel and particle board



Accessori Titane Huit / Titane Huit accessories

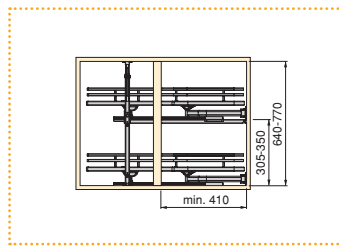
Chiusura soft per angolare Titane Huit
Soft close mechanism for Titane Huit corner pull-out



Max.
2x20 kg

Modulo / Module	Cod.		
Destra / Right	89444	35	1
Sinistra / Left	89445	35	1

Acciaio / Steel



SLOW

Cod.		
89446	20	1

Acciaio e tecnoplastica
Steel and plastic

Permette il montaggio dell'angolare Titane Huit senza ripiano centrale in legno.
Allows assembly of the Titane Huit corner pull-out without central wooden shelf.

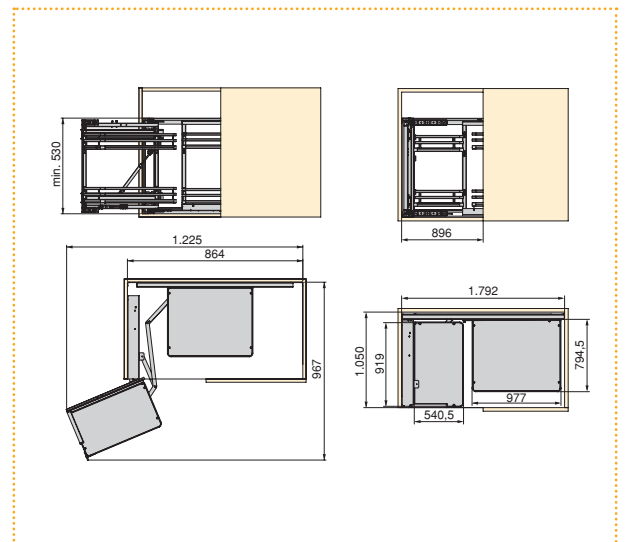
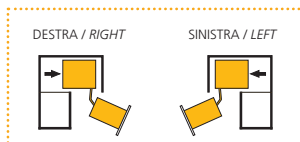
Sistemi estraibili angolari Titane / Titane corner pull-out systems

Adatto sia per anta destra che sinistra
Suitable for left or right opening doors



Cod.		
89443	35	1

Acciaio e truciolare
Steel and particle board

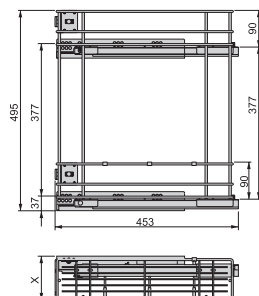


SLOW
Max.
4x5 kg



Sistema Supra / Supra system

Portabottiglie laterale estraibile Supra con soft / Supra bottle lateral pull-out with soft

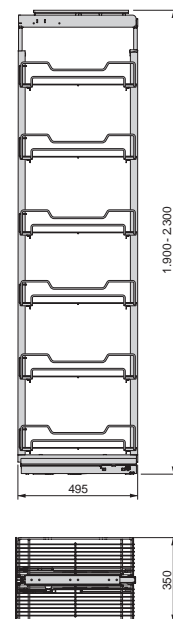



Modulo Module	X	Cod.		
150	108	83540	11	1
200	158	83541	11	1

Acciaio / Steel



Colonna dispensa estraibile Supra / Supra pull out larder unit



Modulo Module	Cod.		
400	89229	11	1

Acciaio / Steel



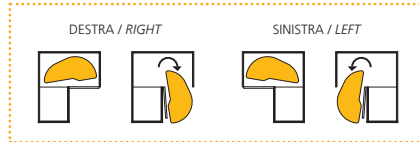
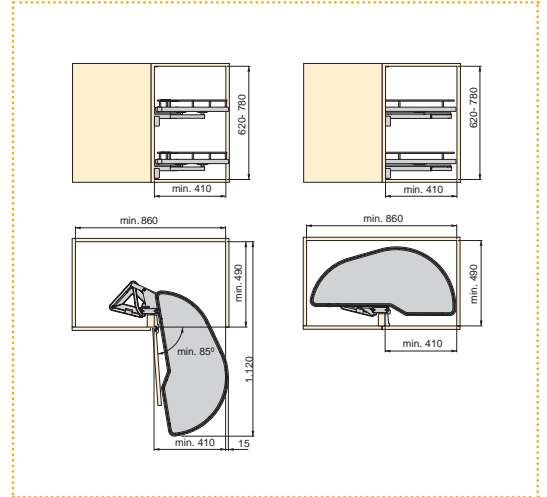
Angolare Supra Lake / Supra Lake corner pull-out

Anta con montaggio destra o sinistra
Right or left handed



Descrizioni Description	Cod.		
Destra / Right	89230	12	1
Sinistra / Left	89231	12	1

Acciaio e truciolare / Steel and particle board



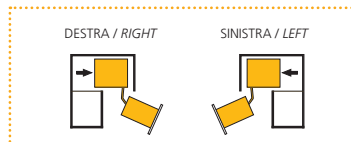
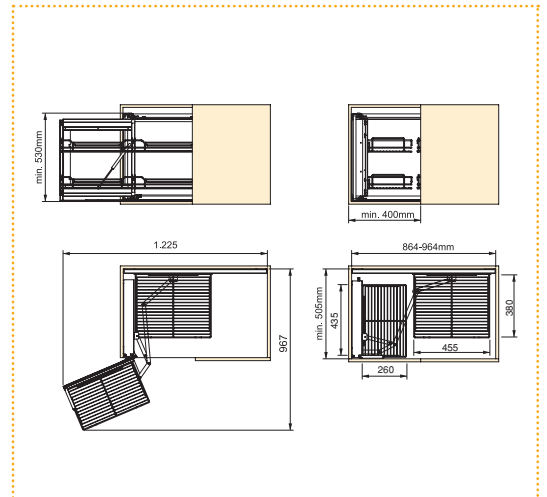
Sistemi estraibili angolari Supra / Supra corner pull-out systems

Adatto sia per anta destra che sinistra
Suitable for left or right opening doors



Cod.		
89207	11	1

Acciaio / Steel



Guide, cassetti e accessori
Slides, drawers and accessories



Guide Slippe ad estrazione totale con chiusura soft e aggancio
Slippe full extension runners with clip and soft close

Guide Slippe ad estrazione totale push
Slippe full extension runners push to open

Guide Silver ad estrazione parziale con chiusura soft
Silver 3/4 extension runners with soft close

Slippe

Slippe

Silver



Prof. Depth	C	Cod.	05	10
290	128	40026	05	10
340	128	40027	05	10
390	128	40028	05	10
440	128	40029	05	10
490	128	40030	05	10
540	128	40084	05	10
590	128	40085	05	10

Acciaio / Steel

Prof. Depth	A	B	C	Cod.	05	10
240	190	200,5	96	30020	05	10
290	245	255,5	128	30021	05	10
340	270	280,5	128	30022	05	10
390	305	319,5	128	30023	05	10
440	330	369,5	128	30024	05	10
490	355	419,5	128	30025	05	10

Acciaio / Steel

Prof. Depth	A	B	C	Cod.	05	10
240	220	188	96	30190	05	10
290	245	213	128	30191	05	10
340	270	238	128	30192	05	10
390	305	273	128	30193	05	10
440	330	298	128	30194	05	10
490	355	323	128	30195	05	10

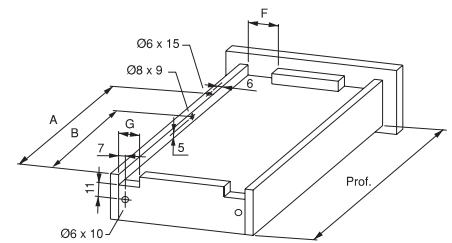
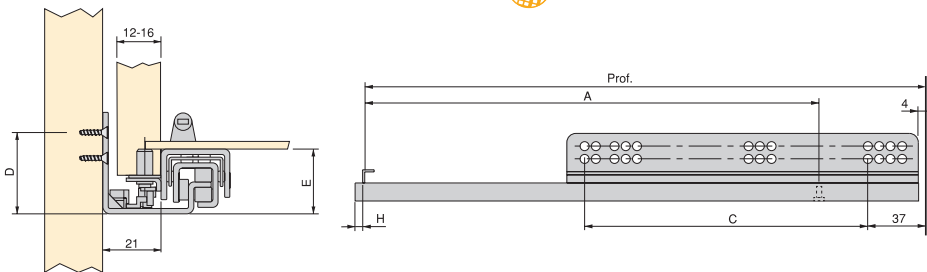
Acciaio / Steel

D	E	F	G	H
37	26,5	55	33	10

D	E	F	G	H
37	26,5	33	33	10

D	E	F	G	H
34	24	21	21	7

www.emuca.com



Guide a sfere da 45 mm con chiusura soft
45 mm-high ball bearing slides with soft close

Guide a sfere da 45 mm
45 mm-high ball bearing slides

www.emuca.com



L	Cod.	05	10
300	43015	05	10
350	43016	05	10
400	43017	05	10
450	43018	05	10
500	43019	05	10

Acciaio / Steel

L	Cod.	05	10
250	42240	05	15
300	41771	05	15
350	41772	05	15
400	41773	05	15
450	41774	05	15
500	41775	05	15
600	41776	05	15
650	41777	05	15

Acciaio / Steel

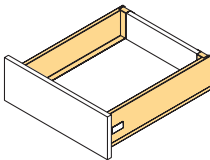


Cassetto Slim / Slim Drawer

Cassetto esterno Slim / Slim exterior drawer



www.emuca.com



Max
40 kg



video



configuration

- Il codice include tutti gli elementi per il montaggio di un cassetto esterno ad eccezione del frontale, la schiena ed il fondo.
- Include guide, fianco, coppia di agganci frontali per cassetto esterno e kit agganci posteriori.
- The code includes all the elements for the assembly of an exterior drawer except the front, back and bottom.
- Includes slides, metal sides, kit of front clip for external drawer and set of back fittings for drawer.

	Prof. Depth	Cassetto / Drawer SOFT Cod.			Cassetto / Drawer PUSH Cod.			
	450	30262	12	35	-	-	-	1
	500	30263	12	35	-	-	-	1
	300	30264	12	35	30550	12	35	1
	350	30265	12	35	30551	12	35	1
	400	30266	12	35	30552	12	35	1
	450	30267	12	35	30553	12	35	1
	500	30268	12	35	30554	12	35	1
	300	30269	12	35	-	-	-	1
	350	30270	12	35	30555	12	35	1
	400	30271	12	35	30556	12	35	1
	450	30272	12	35	30557	12	35	1
	500	30273	12	35	30558	12	35	1
	350	30275	12	35	30559	12	35	1
	400	30276	12	35	30560	12	35	1
	450	30277	12	35	30561	12	35	1
	500	30278	12	35	30562	12	35	1

Acciaio / Steel

Kit agganci posteriori / Set of back fittings



Prof. Depth	Cod.	
300	30279	12 35 20
350	30280	12 35 20
400	30281	12 35 20
450	30282	12 35 20
500	30283	12 35 20

Tecnoplastica / Plastic

Coppia di astine / Kit of lateral railing



Prof. Depth	Cod.	
300	30279	12 35 20
350	30280	12 35 20
400	30281	12 35 20
450	30282	12 35 20
500	30283	12 35 20

Acciaio / Steel



knock-in

Aggancio frontale per astina con montaggio a vite Screw-on front fixing for railing

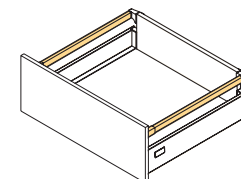


Prof. Depth	Cod.	
400	40054	21 40

Tecnoplastica / Plastic



screw-on

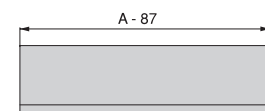


Profilo schiena / Back panel profile

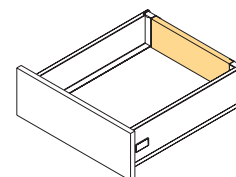


H		Cod.	
95	1,1 m	30285	12 35 11 m

Alluminio / Aluminium



A= Interno modulo / Module inner size



Set sincronizzatore per guide con push Synchronizer set for push to open slides



Prof. Depth	Cod.	
20	30257	8

Alluminio e tecnoplastica
Aluminium and plastic

- Idoneo per cassetti di larghezza di modulo superiore a 600 mm.
- La barra stabilizzatrice può essere tagliata per adattarla alla larghezza del modulo (max 1.200 mm).
- Non compatibile con profondità 300 mm.
- Ideal for drawers with a module width exceeding 600 mm.
- Stabilizing bar can be cut to fit module width (maximum 1.200 mm).
- Not compatible with depth 300 mm.

Distanziale laterale / Lateral spacers



Prof. Depth	Cod.	
8	41941	15 23

Tecnoplastica / Plastic

Unione frontalino-fondo Lokbox Lokbox front-bottom union



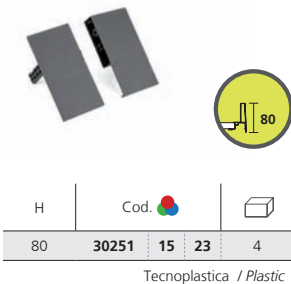
Prof. Depth	Cod.	
20	30026	21

Tecnoplastica / Plastic

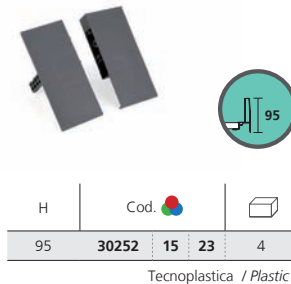


Slim

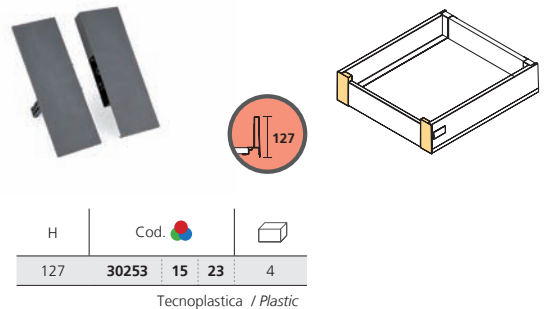
Coppia di agganci frontali / Set of frontal fittings



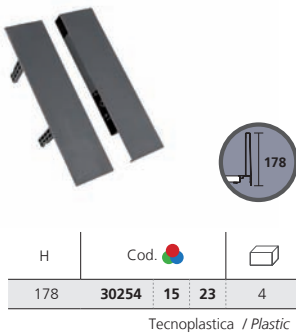
Coppia di agganci frontali / Set of frontal fittings



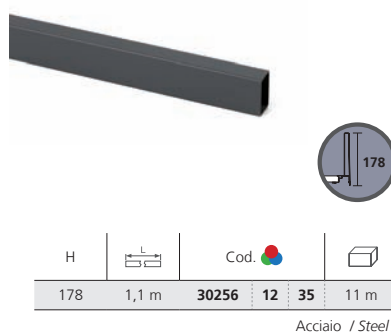
Coppia di agganci frontali / Set of frontal fittings



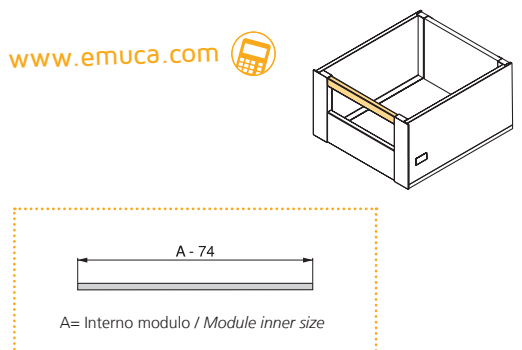
Coppia di agganci frontali / Set of frontal fittings



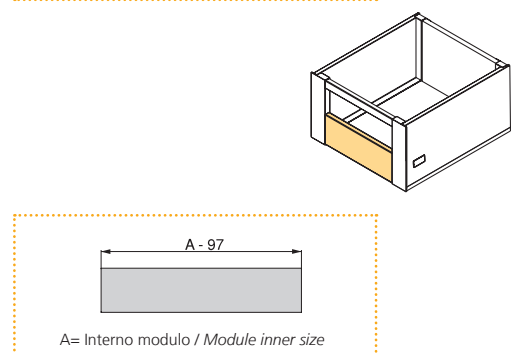
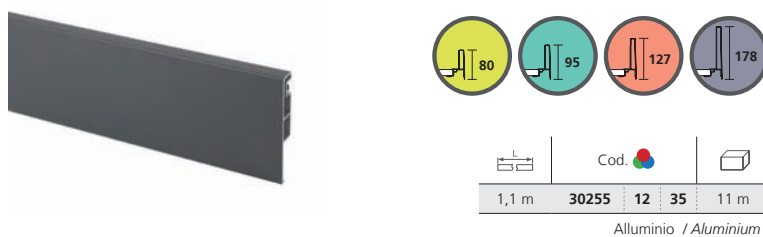
Astina frontale / Frontal railing



www.emuca.com 



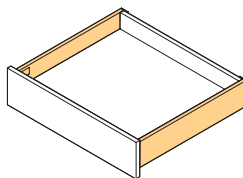
Profilo frontale / Frontal profile



Cassetto Concept / Concept Drawer

Cassetto esterno Concept / Concept exterior drawer

www.emuca.com 



video



configuration

- Il codice include tutti gli elementi per il montaggio di un cassetto esterno ad eccezione del frontale, la schiena ed il fondo.
- Includes guide, fianco e coppia di agganci frontali per cassetto esterno.
- The code includes all the elements for the assembly of an exterior drawer except the front, back and bottom.
- Includes slides, metal sides and kit of front clip for external drawer.

Prof. Depth	Cassetto / Drawer SOFT Cod.	12	35	1
270	31000	12	35	1
300	31001	12	35	1
350	31002	12	35	1
400	31003	12	35	1
450	31004	12	35	1
500	31005	12	35	1
270	31006	12	35	1
300	31007	12	35	1
350	31008	12	35	1
400	31009	12	35	1
450	31010	12	35	1
500	31011	12	35	1
350	31014	12	35	1
400	31015	12	35	1
450	31016	12	35	1
500	31017	12	35	1

Acciaio / Steel

Coppia di astine / Kit of lateral railing

Prof. Depth	Cod.	12	35	20
270	31106	12	35	20
300	31101	12	35	20
350	31102	12	35	20
400	31103	12	35	20
450	31104	12	35	20
500	31105	12	35	20

Acciaio / Steel



knock-in

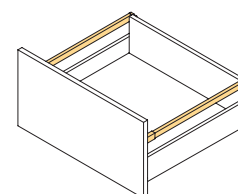
Aggancio frontale per astina con montaggio a vite Screw-on front fixing for railing

Cod.	21	40
31100	21	40

Tecnoplastica / Plastic



screw-on



Profilo schiena / Back panel profile 95



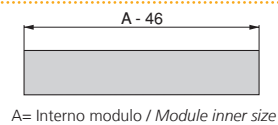
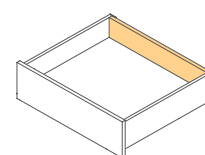
H	1,122 m	Cod.	12	35	11,22 m
105	1,122 m	31110	12	35	11,22 m
138	1,122 m	31111	12	35	11,22 m
185	1,122 m	31112	12	35	11,22 m

Alluminio / Aluminium

Agganci posteriori per profilo schiena / Back fitting for back panel

H	Cod.	15	23	10
105	31113	15	23	10
138	31114	15	23	10
185	31115	15	23	10

Tecnoplastica / Plastic



A = Interno modulo / Module inner size



Distanziale laterale / Lateral spacers



Cod.	15	23	8
41941	15	23	8

Tecnoplastica / Plastic

Unione frontalino-fondo Lokbox Lokbox front-bottom union



Cod.	21	20
30026	21	20

Tecnoplastica / Plastic



Concept



Coppia di agganci frontali / Set of frontal fittings

H	Cod.			
105	31130	15	23	4

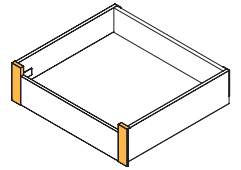
Tecnoplastica / Plastic

Coppia di agganci frontali / Set of frontal fittings

H	Cod.			
138	31131	15	23	4

Tecnoplastica / Plastic

www.emuca.com 



Coppia di agganci frontali / Set of frontal fittings

H	Cod.			
185	31132	15	23	4

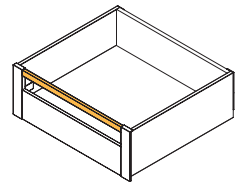
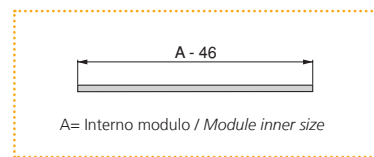
Tecnoplastica / Plastic

Astina frontale / Frontal railing

H		Cod.		
185	1,122 m	31134	12	35

1,122 m

Acciaio / Steel

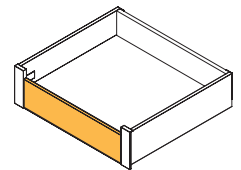
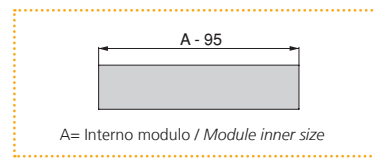


Profilo frontale / Frontal profile



	Cod.			
1,073 m	31133	12	35	10,73 m

Alluminio / Aluminium

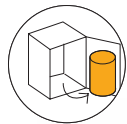


Accessori per la cucina
Kitchen accessories



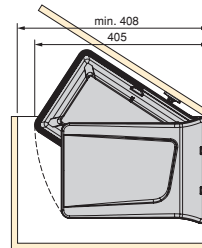
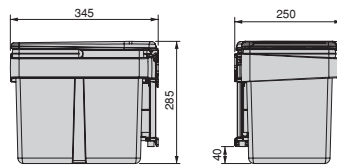
Recycle

Contenitore con fissaggio all'anta ad estrazione automatica / Automatic opening bins with door fastening

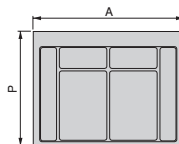



Modulo Module	15L	Cod.	
450	1 ud	81991 23	1

Tecnoplastica / Plastic



Pattumiere per cassetto / Drawer bins



Base / Base

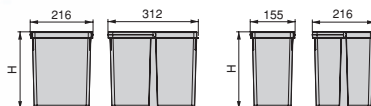
Modulo Module	Cavità Cavity	A	P	Cod.	
450	1	336 - 386	414 - 482	81965 23	1
450	2	307 - 386	435 - 482	81966 23	1
500	1	336 - 436	414 - 482	81967 23	1
500	2	307 - 436	435 - 482	81968 23	1
600	2	486 - 536	414 - 482	81969 23	1
700	2	585 - 636	414 - 482	81970 23	1
800	3	650 - 736	414 - 482	81971 23	1
900	3	768 - 836	414 - 482	81972 23	1
1.000	3	885 - 936	414 - 482	81973 23	1
1.200	4	1.085 - 1.136	414 - 482	81974 23	1

Tecnoplastica / Plastic

Contenitori / Container

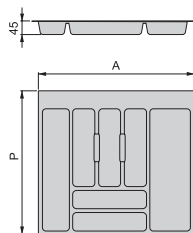

Modulo Module	12L / 15L	6L / 7L	H = 216		H = 266		
			Cod.	23	Cod.	23	
450 / 500	1 ud	-	81975 23	81981 23	81982 23	1	
450 / 500	2 uds	-	81976 23	81983 23	81984 23	1	
450 / 500	-	2 uds	81977 23	81985 23	81986 23	1	
450 / 500 / 600 / 700	1 ud	2 uds	81978 23	81981 23	81982 23	1	
800 / 900 / 1.000	2 uds	2 uds	81979 23	81983 23	81984 23	1	
1.200	3 uds	2 uds	81980 23	81981 23	81982 23	1	

Tecnoplastica / Plastic



Accessori per la cucina / Kitchen accessories

Portaposate Optima / Optima cutlery tray



Modello Model	Modulo Module	A	P	Cod.			
Universal	300	200 - 236	418 - 482	83270	21	23	10
Universal	350	250 - 286	418 - 482	83276	21	23	10
Universal	400	300 - 336	418 - 482	83220	21	23	20
Universal	450	350 - 386	418 - 482	83221	21	23	20
Universal	500	400 - 436	418 - 482	83222	21	23	20
Universal	600	500 - 536	418 - 482	83223	21	23	20
Universal	700	600 - 636	418 - 482	83234	21	23	10
Universal	800	700 - 736	418 - 482	83224	21	23	10
Universal	900	800 - 836	418 - 482	83225	21	23	10
Universal	1.000	900 - 936	418 - 482	83226	21	23	10
Universal	1.200	1.100 - 1.136	418 - 482	83256	21	23	10


Tecnoplastica / Plastic



Salva sifone / Under-sink insert

www.emuca.com

Compatible con cassetti Slim e Concept
Compatible with drawer Slim and Concept



Cod.				
30114	15	21	23	6

Tecnoplastica / Plastic

Cod.				
30118	15	21	23	6

Tecnoplastica / Plastic

Cod.				
30121	15	21	23	10
30115	15	21	23	80

Tecnoplastica / Plastic

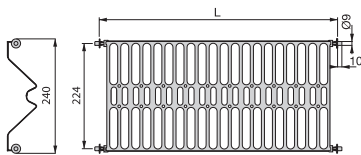


Scolapiatti Inox / Inox drip-tray



Modulo Module	L	Cod.		
450	385-420	82541	65	10
500	435-470	82542	65	10
600	535-570	82543	65	10
700	635-670	82544	65	10
800	735-770	82545	65	10
900	835-870	82546	65	10
1.000	935-970	82547	65	5

Acciaio inossidabile / Stainless steel

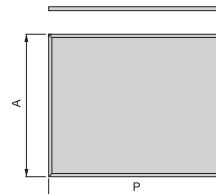



Fondi sotto lavello / Base plate protectors



	P	Modulo Module	A	Cod.	
18	510	600	568	80651	61 20
18	510	900	868	80652	61 20
18	510	1.200	1.168	80653	61 20

Alluminio e tecnoplastica / Aluminium and plastic



Tappetino grigio / Grey mat



	Cod.	
1,5 m	80201	21 25

Tecnoplastica / Plastic

Tappetino antiscivolo effetto tessuto
Textile effect non-slip mat



	Cod.		
20 m	89113	15 21 23	20 m

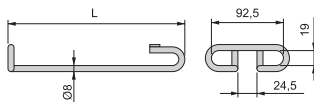
Tecnoplastica / Plastic

Porta calici / Glass holder



L	Cod.	
280	89300	11 1
410	89301	11 1

Acciaio / Steel

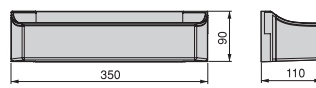


Set vaschette ausiliare / Auxiliary tray kit



Cod.	
89303	15 1

Tecnoplastica / Plastic

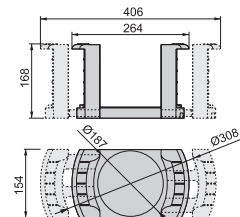


Porta piatti / Plate holder



Cod.	
80177	21 1

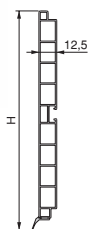
Tecnoplastica / Plastic



Zoccoli da cucina / Kitchen plinths

Plasline

www.emuca.com 



H	L	Cod.			
100	2,4 m	80604	-	63	69 24 m
100	4 m	80601	-	63	69 40 m
120	4 m	80602	-	63	- 40 m
150	2,4 m	80605	-	63	69 24 m
150	4 m	80603	15	63	69 40 m
165	4 m	80610	-	63	- 40 m
180	4 m	89130	-	63	- 40 m

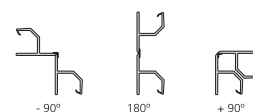
Alluminio e tecnoplastica / Aluminium and plastic



Prolunga / Extension

Angolo da 90° / 90° angle

Prolunga flessibile / Flexible angle



H	Cod.		
150	80609	63	20

Alluminio e tecnoplastica
Aluminium and plastic



H	Cod.		
100	80116	63	69 20
120	80135	63	- 20
150	80156	63	69 20
165	89194	63	- 20
180	89131	63	- 20

Alluminio e tecnoplastica
Aluminium and plastic

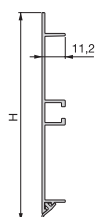


H	Cod.		
100	89101	-	63 69 20
120	89102	-	63 - 20
150	89103	15	63 69 20
165	89104	-	63 - 20
180	89105	-	63 - 20

Tecnoplastica e alluminio
Plastic and aluminium


Noline

www.emuca.com 



H	L	Cod.		
60	4 m	80417	63	24 m
80	4 m	80418	63	24 m
100	4 m	80411	63	24 m
120	4 m	80420	63	24 m
150	4 m	80421	63	24 m
165	4 m	80422	63	24 m

Alluminio / Aluminium



Prolunga / Extension

Angolo da 90° / 90° angle

Angolo regolabile / Adjustable angle



H	Cod.		
150	80793	62	20

Alluminio / Aluminium



H	Cod.		
100	80583	62	20
120	80584	62	20
150	80795	62	20
165	80050	62	20

Alluminio / Aluminium



H	Cod.		
60	80534	62	10
80	80537	62	10
100	80587	62	10
120	81588	62	10
150	80945	62	10
165	80053	62	10

Alluminio / Aluminium

Alzatine e accessori / Trims and accessories


Alzatina Plasline / Plasline trim



4 m	Cod.	63	40 m
89142			

Alluminio e tecnoplastica
Aluminium and plastic

Accessori Plasline / Plasline accessories



Cod.	21	20
89143		

Tecnoplastica / Plastic

Alzatina Mixline / Mixline trim



4 m	Cod.	63	40 m
89144			

Alluminio e tecnoplastica
Aluminium and plastic

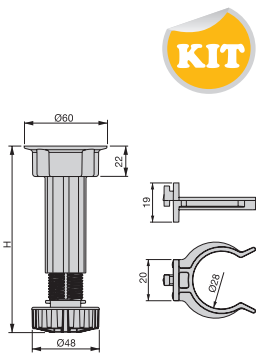
Accessori Mixline / Mixline accessories



Cod.	21	20
89145		

Tecnoplastica / Plastic

Kit piede Bone con base
Feet Bone with base kit



Altezza zoccolo Height of plinth	H	Cod.	17	50
100	98 - 115	39995	17	50
120	118 - 135	39990	17	50
150	148 - 165	39994	17	50

Tecnoplastica / Plastic

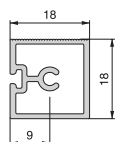
Piedi e accessori Bone
Bone feet and accessories



	Altezza zoccolo Height of plinth	H	Cod.	17	100
	60	59 - 75	39113	17	100
	80	79 - 95	39114	17	100
	100 - 120	98 - 140	39118	17	100
	120 - 150	118 - 130	39119	17	100
	150 - 165 - 180	148 - 190	39120	17	100
	-	-	39132	17	100
	-	-	39130	17	200

Tecnoplastica / Plastic

Profilo traverso Albeam
Albeam cross-piece profile



4 m	Cod.	62	56 m
89203			

Alluminio / Aluminium

Accessorio di unione
Union accessory



Descrizione Description	Cod.	21	100
Per vite Screw-on	89205	21	100
A pressione Knock-in	89204	21	100

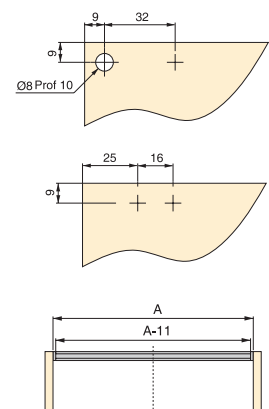
Tecnoplastica / Plastic

Profilo paracolpi
Cushioning profile



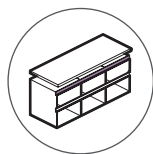
Cod.	21	56 m
89202		

Tecnoplastica / Plastic



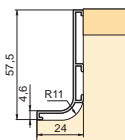
Sistema Gola-e curvo orizzontale / Horizontal Gola-e system

Profilo superiore / Upper profile

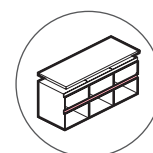


L	Cod.			
4 m	89000	12	60	62

Alluminio / Aluminium

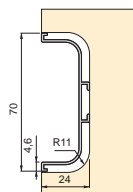


Profilo centrale / Central profile

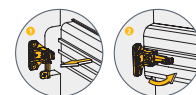


L	Cod.			
4 m	89001	12	60	62

Alluminio / Aluminium

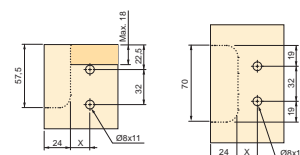


Supporto di fissaggio / Support to fix

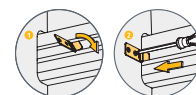


X	Cod.		
15	89006	21	40
19,7	89007	21	40

Tecnoplastica / Plastic

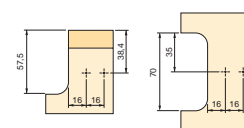


Squadra / Bracket

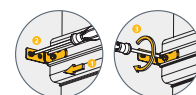


Cod.		
89234	05	50

Acciaio / Steel

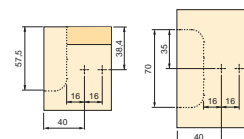


Squadretta con vite a espansione / Angle bracket with expansion screw



Cod.		
89235	05	50

Acciaio / Steel



Accessori profilo superiore Upper profile accessories



Cod.			
89008	15	21	10

Tecnoplastica / Plastic

Accessori profilo centrale Central profile accessories



Cod.			
89009	15	21	10

Tecnoplastica / Plastic

Angolo profilo superiore Angle upper profile



Cod.			
89011	62	1	
89013	62	1	

Alluminio / Aluminium

Tappo profilo superiore Cover upper profile



Cod.			
89014	62	1	
89015	62	1	
89018	62	1	
89020	62	1	

Alluminio / Aluminium

Tappo profilo centrale Cover central profile



Cod.			
89016	62	1	
89017	62	1	

Alluminio / Aluminium



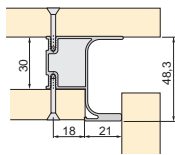


Sistema Gola-e curvo verticale / vertical Gola-e system

Profilo laterale / Lateral profile



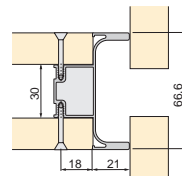
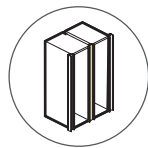
	Cod.	
2,55 m	89004 60 62	15,3 m
Alluminio / Aluminium		



Profilo centrale / Central profile



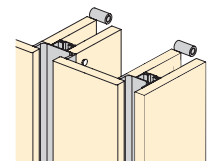
	Cod.	
2,55 m	89005 60 62	15,3 m
Alluminio / Aluminium		



Distanziale 30 mm / Spacer of 30 mm



Cod.	
89179 17	100
Tecnoplastica / Plastic	

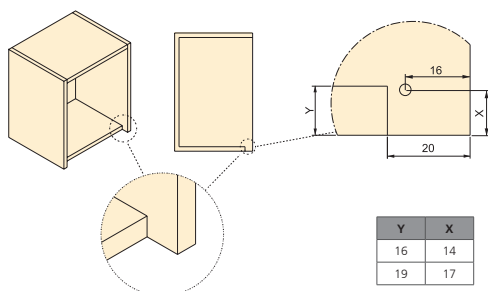


Gola Top

Gola Top a pressione / Pressure Gola Top



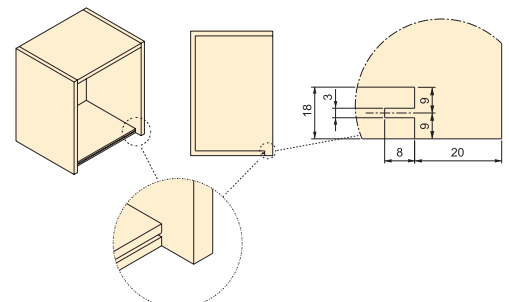
		Cod.	
19	3 m	89023 12 62	24 m
Alluminio / Aluminium			



Gola Top a incasso / Gola Top for fitting



		Cod.	
18	3 m	89022 62	24 m
Alluminio / Aluminium			



Braccetti, cerniere, chiusure,
registrabili, ruote e gambe

Stays, hinges, latches,
levellers, castors and legs

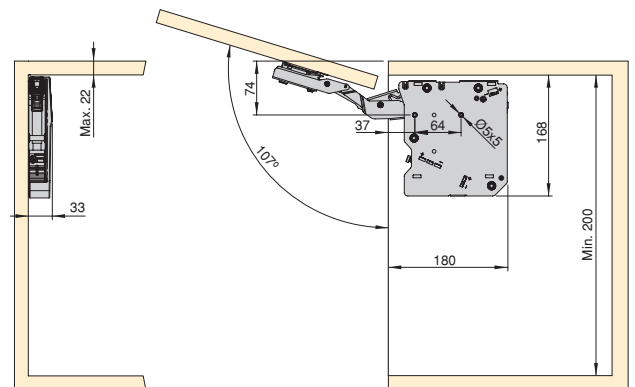




Braccetti / Stays

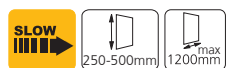
Agile per pensili / Lift-ups Agile

www.emuca.com



F	Cod.	15	23	
580 - 1.250	12130	15	23	1
960 - 2.040	12131	15	23	1
1.800 - 3.50	12132	15	23	1

Acciaio e tecnoplastica / Steel and plastic



F = H x (Peso anta + 2*Peso maniglia) **F = H x (Door weight + 2*Handle weight)**
 F = Forza. F = Strength.
 H = Altezza della porta in mm. H = Height of the door in mm.
 Peso anta = Peso dell'anta in kg. Door weight = Weight of door in kg.
 Peso maniglia = Peso della maniglia in kg. Handle weight = Weight of handle in kg.



Pistone H per pensili / H piston for lift-ups

Pistone H per ribalta / H piston for folding

www.emuca.com



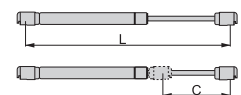
Forza Force	L	C	Cod.	15	25
5 kg	276	100	10059	25	10
8 kg	276	100	10057	25	10
11 kg	276	100	10058	25	10
5 kg	243	80	10109	25	10
8 kg	243	80	10056	25	10
11 kg	243	80	10080	25	10

Acciaio e tecnoplastica / Steel and plastic



Forza Force	L	C	Cod.	15	25
12 kg	276	100	10082	25	10
6 kg	243	80	10055	25	10
12 kg	243	80	10081	25	10

Acciaio e tecnoplastica / Steel and plastic



Apertura ribalta con cavo / Foldaway with cable

Meccanismo per ante a ribalta Miniwinch / Miniwinch mechanism for folding doors

Coperchi Miniwinch / Miniwinch Caps



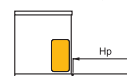
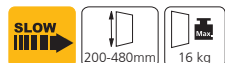
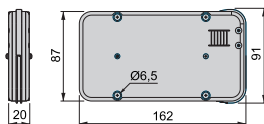
Forza Force	Cod.		
4 kg	10095	21	10
6 kg	10096	21	10
10 kg	10097	21	10
14 kg	10098	21	10
16 kg	10099	21	10

Acciaio e tecnoplastica
Steel and plastic

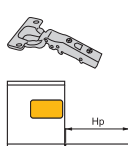


Cod.				
10100	15	17	21	10

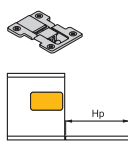
Tecnoplastica / Plastic



maggiori informazioni
more information
www.emuca.com



Miniwinch Hp	4 kg		6 kg		10 kg		14 kg		16 kg	
	MINIWINCH x1	MINIWINCH x2	MINIWINCH x1	MINIWINCH x2	MINIWINCH x1	MINIWINCH x2	MINIWINCH x1	MINIWINCH x2	MINIWINCH x1	MINIWINCH x2
200 - 230	2 - 2,8	-	3,5 - 4,8	-	4,3 - 5,8	-	4,9 - 6,9	-	5,9 - 7,8	-
230 - 270	2 - 2,4	3 - 3,6	3,2 - 4	6,8 - 8,5	3,7 - 5,6	6,8 - 9,2	4,4 - 6,2	-	6 - 7,6	-
270 - 330	1,7 - 2,1	3,2 - 3,8	3,1 - 3,9	5,4 - 7,4	3,8 - 5	7,4 - 9	4 - 5,2	8,6 - 11	4,7 - 7,3	10,6 - 12,6
330 - 380	-	-	2,6 - 3,6	5 - 7,2	3,3 - 4,9	7,2 - 8,8	3,7 - 5,1	8 - 11,2	4,4 - 5,5	9,6 - 12,4
380 - 430	-	-	2,8 - 3,7	4,5 - 7	2,9 - 3,9	6,1 - 8,7	3,3 - 4,5	7,5 - 11	3,9 - 5,2	8,4 - 12,2
430 - 460	-	-	2,2 - 3	4,3 - 6,3	2,9 - 3,7	5,9 - 8,3	3,3 - 4,5	7,5 - 10,5	3,7 - 4,9	8,5 - 11
460 - 480	-	-	2,8 - 3	4,1 - 6,1	2,9 - 3,7	5,5 - 7,5	3,4 - 4,1	7 - 9,5	3,7 - 4,5	9 - 10



Miniwinch Hp	4 kg		6 kg		10 kg		14 kg		16 kg	
	MINIWINCH x1	MINIWINCH x2	MINIWINCH x1	MINIWINCH x2	MINIWINCH x1	MINIWINCH x2	MINIWINCH x1	MINIWINCH x2	MINIWINCH x1	MINIWINCH x2
200 - 230	2,4 - 2,8	-	4 - 4,8	-	4,2 - 6,2	-	4,8 - 6,8	-	5,8 - 8	-
230 - 270	2 - 2,3	3,2 - 4,4	3 - 4,4	6,8 - 8,5	3,6 - 5,2	6,8 - 9,6	4,4 - 6	-	5,2 - 7	-
270 - 330	1,4 - 2	2,9 - 3,8	2,9 - 3,8	5,6 - 7,8	3 - 4,6	6,4 - 8,8	3,6 - 5,2	7 - 10,2	4,6 - 6	8,6 - 11,8
330 - 380	-	-	2,7 - 3,7	5 - 7	3,2 - 4,3	6,5 - 8,5	3,7 - 4,9	6,9 - 10,1	4,3 - 5,7	8,7 - 11,1
380 - 430	-	-	2,9 - 3,6	4,5 - 6,1	3,1 - 3,9	5,7 - 7,3	3,7 - 4,5	6,9 - 8	4,5 - 6,1	8,5 - 10,1
430 - 460	-	-	2,7 - 3,1	4,3 - 6,1	2,7 - 3,9	5,9 - 8,3	3,7 - 4,7	7,1 - 9,5	4,1 - 4,9	8,3 - 9,5
460 - 480	-	-	2,5 - 2,9	4,1 - 5,7	2,8 - 3,8	5,3 - 7,7	3,6 - 4,4	6,8 - 8,9	3,8 - 4,8	7,2 - 9,6

Meccanismo per ante a ribalta Microwinch / Microwinch mechanism for folding doors

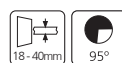
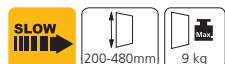
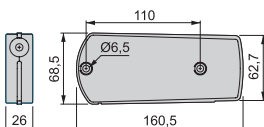
Cerniera Ankor GT-B / Hinge Ankor GT-B

Copertura cerniera / Hinge cover



Forza Force	Cod.		
4 kg	10103	21	10
6 kg	10104	21	10
10 kg	10105	21	10
14 kg	10106	21	10

Acciaio e tecnoplastica
Steel and plastic



Cod.		
10107	07	20

Zama / Zamak

Cod.				
10108	15	17	21	10

Tecnoplastica / Plastic

maggiori informazioni
more information
www.emuca.com



Microwinch Hp	4 kg		6 kg		10 kg		14 kg	
	MICROWINCH x1	MICROWINCH x2	MICROWINCH x1	MICROWINCH x2	MICROWINCH x1	MICROWINCH x2	MICROWINCH x1	MICROWINCH x2
210 - 270	1,7 - 3	3,9 - 4,5	3,1 - 4	7,5 - 8	4,6 - 5,3	8 - 8,5	5,1 - 6	-
270 - 330	1,7 - 3	3,3 - 4,5	3,1 - 4	6,1 - 7,4	4 - 5,1	7,5 - 8,2	4,4 - 6	7,5 - 8,5
330 - 380	1,7 - 1,9	3,2 - 3,5	2,9 - 3,5	5,1 - 6,8	3,6 - 4,3	6,8 - 7,5	4 - 5,2	7,5 - 8
380 - 430	1,5 - 1,8	2,7 - 3,3	2,5 - 3,3	4,8 - 6,6	3,3 - 3,8	6,8 - 7,2	4,4 - 5	7,3 - 8
430 - 460	1,2 - 1,7	2,5 - 3,1	2,3 - 3,3	4,6 - 6	3,2 - 3,5	6,1 - 7	3,5 - 4,5	7,1 - 8
460 - 480	-	-	2,2 - 2,8	4,4 - 5,3	2,8 - 3,2	5,5 - 6,5	3,3 - 4,3	6,6 - 7,5



Cerniere X91 / X91 Hinges

Cerniere X91 con scodellino Ø35 e chiusura soft / X91 hinges with Ø35 cup and soft closing



Collo dritto / Full overlay hinge

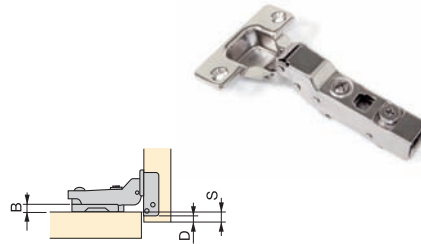


$$B = 15 + D - S$$

Descrizione Description	Cod.		
Per vite Screw-on	10400	07	200
A pressione Knock-in	10401	07	200

Acciaio / Steel

Mezzo collo / Half overlay hinge

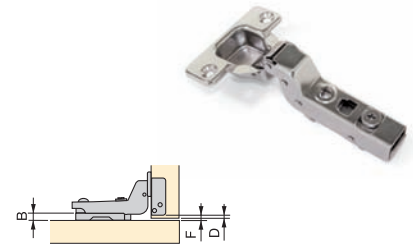


$$B = 5 + D - S$$

Descrizione Description	Cod.		
Per vite Screw-on	10402	07	200
A pressione Knock-in	10403	07	200

Acciaio / Steel

Collo alto / Insert hinge



$$B = D + F - 4$$

Descrizione Description	Cod.		
Per vite Screw-on	10404	07	200
A pressione Knock-in	10405	07	200

Acciaio / Steel

Cerniere X91N con scodellino Ø35 e chiusura normale / X91N hinges with Ø35 cup and normal close



Collo dritto / Full overlay hinge



$$B = 15 + D - S$$

Descrizione Description	Cod.		
Per vite Screw-on	10408	07	200

Acciaio / Steel

Mezzo collo / Half overlay hinge



$$B = 5 + D - S$$

Descrizione Description	Cod.		
Per vite Screw-on	10409	07	200

Acciaio / Steel

Collo alto / Insert hinge



$$B = D + F - 4$$

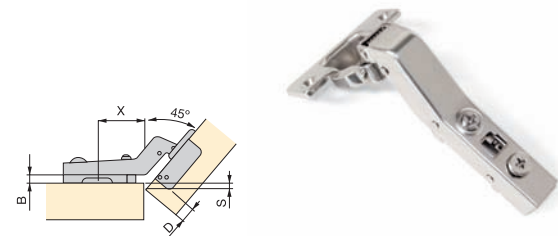
Descrizione Description	Cod.		
Per vite Screw-on	10410	07	200

Acciaio / Steel

Cerniere X91 con scodellino Ø35 con braccio angolare e chiusura soft / X91 hinges with Ø35 cup with angled arm and soft closing



Braccio a 45° / 45° hinge

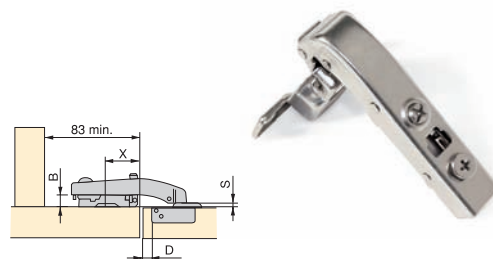


Descrizione Description	Cod.		
Per vite Screw-on	10406	07	200

Acciaio / Steel

B	D							
	4	5	6	7				
0	37	4,5	36	5,4	35	6,3	34	7,2
2	37	2,5	36	3,4	35	4,3	34	5,2
4	37	0,5	36	1,4	35	2,3	34	3,2
	X						S	

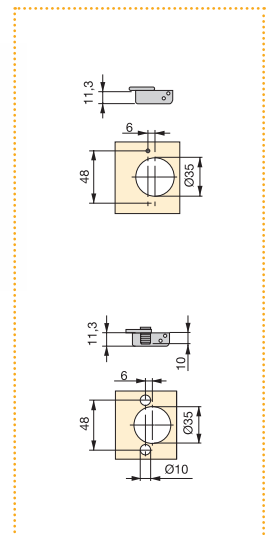
Braccio a 90° / 90° hinge



Descrizione Description	Cod.		
Per vite Screw-on	10407	07	200

Acciaio / Steel

B	D	
	4	5
0	20	19
2	20	19
4	20	19
	X	S



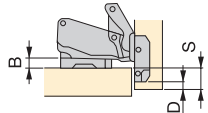
Cerniere X91 con scodellino Ø35 e chiusura soft / X91 hinges with Ø35 cup and soft closing



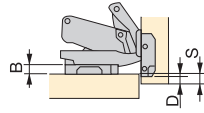
Collo dritto / Full overlay hinge

Mezzo collo / Half overlay hinge

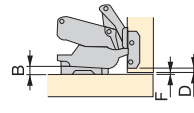
Collo alto / Insert hinge



$$B = 14 + D - S$$



$$B = 4 + D - S$$



$$B = D + F - 2$$

Descrizione Description	Cod.	
Per vite Screw-on	10428 07	100

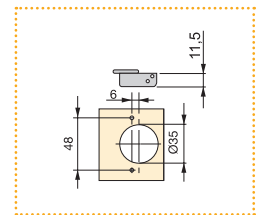
Acciaio / Steel

Descrizione Description	Cod.	
Per vite Screw-on	10429 07	100

Acciaio / Steel

Descrizione Description	Cod.	
Per vite Screw-on	10430 07	100

Acciaio / Steel



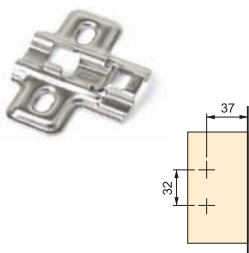
Basette X91 / X91 plates

Basetta per vite
Screw-on plate

Basetta a pressione
Knock-in plate

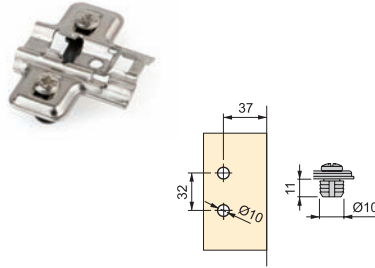
Basetta montaggio misto
Mixed mounting plate

Basetta Euro
Euro screw plate



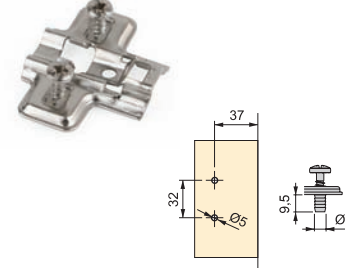
Altezza Height	Cod.	
0	10411 07	200
2	10412 07	200
4	10426 07	200

Acciaio / Steel



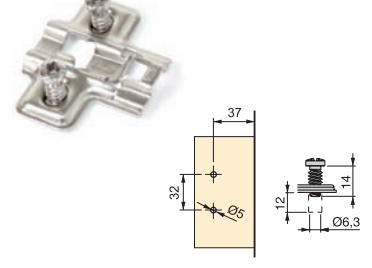
Altezza Height	Cod.	
0	10422 07	200
2	10423 07	200

Acciaio / Steel



Altezza Height	Cod.	
0	10424 07	200
2	10425 07	200

Acciaio / Steel



Altezza Height	Cod.	
0	10413 07	200
2	10414 07	200

Acciaio / Steel


Basette X91 con regolazione eccentrica / X91 plates with eccentric regulation

Basetta per vite
Screw-on plate

Basetta a pressione
Knock-in plate

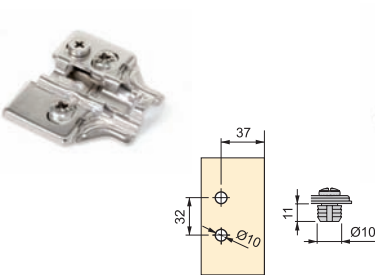
Basetta montaggio misto
Mixed mounting plate

Basetta Euro
Euro screw plate



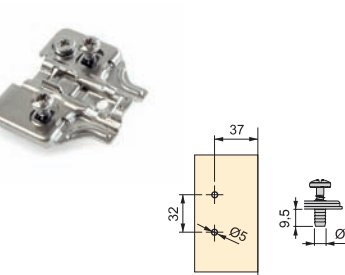
Altezza Height	Cod.	
0	10415 07	200
2	10416 07	200

Acciaio / Steel



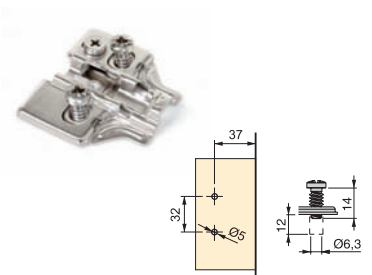
Altezza Height	Cod.	
0	10427 07	200

Acciaio / Steel



Altezza Height	Cod.	
0	10431 07	200
2	10432 07	200

Acciaio / Steel



Altezza Height	Cod.	
0	10417 07	200
2	10418 07	200

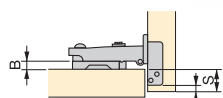
Acciaio / Steel

Cerniere X95 / X95 Hinges

Cerniere X95 con scodellino Ø35 e chiusura normale / X95 hinges with Ø35 cup and normal close



Collo dritto / Full overlay hinge

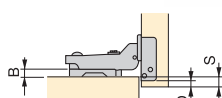


$$B = 14 + D - S$$

Descrizione Description	Cod.		
Per vite Screw-on	10300	07	200
A pressione Knock-in	10307	07	200

Acciaio / Steel

Mezzo collo / Half overlay hinge

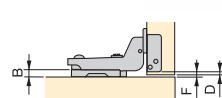


$$B = 5 + D - S$$

Descrizione Description	Cod.		
Per vite Screw-on	10301	07	200
A pressione Knock-in	10308	07	200

Acciaio / Steel

Collo alto / Insert hinge



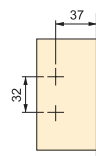
$$B = D + F - 4$$

Descrizione Description	Cod.		
Per vite Screw-on	10302	07	200
A pressione Knock-in	10309	07	200

Acciaio / Steel

Basette X95 / X95 plates

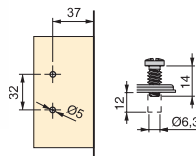
Basetta per vite
Screw-on plate



Altezza Height	Cod.		
-2	10303	07	200
0	10304	07	200

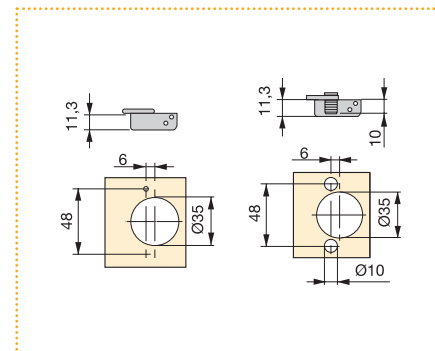
Acciaio / Steel

Basetta Euro
Euro screw plate



Altezza Height	Cod.		
-2	10305	07	200
0	10306	07	200


Acciaio / Steel



07 Nichelato / Nickel plated
15 Plastica bianca / White tecnoplastica
20 Trasparente / Transparent
21 Plastica grigia / Grey tecnoplastica

Chiusure / Latches

Blister con 2 chiusure e 1 chiave Revalock / Blister with 2 locks and 1 key Revalock



Chiave Revalock
Revalock key



Cod.				
89308	15	25		
Tecnoplastica / Plastic				

Chiusura di sicurezza Revalock
Revalock contemporary child safety lock



Cod.				
89307	15	25		
Tecnoplastica / Plastic				

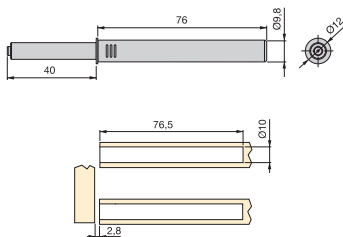


Push Latch ad incasso / Built-in Push Latch



Tipo di chiusura Latch type	Cod.				
Ammortizzata Bumper	20340	21	100		
Magnetica 3,5 kg Magnetic 3,5 kg	20341	21	100		

Tecnoplastica / Plastic

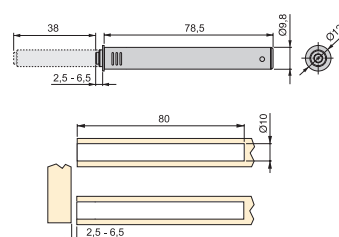


Push Latch regolabile ad incasso / Built-in adjustable Push Latch



Tipo di chiusura Latch type	Cod.				
Ammortizzata Bumper	19083	21	100		
Magnetica 3,5 kg Magnetic 3,5 kg	19084	21	100		

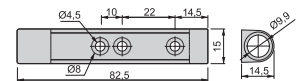
Tecnoplastica / Plastic



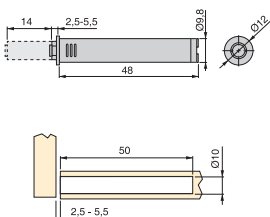
Supporto per Push Latch / Support for Push Latch



Cod.				
19082	21	100		
Tecnoplastica / Plastic				



Push Latch regolabile ad incasso / Built-in adjustable Push Latch



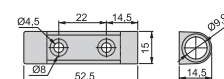
Tipo di chiusura Latch type	Cod.				
Ammortizzata Bumper	20019	21	100		
Magnetica 1,7 kg Magnetic 1,7 kg	20020	21	100		

Tecnoplastica / Plastic

Supporto per Push Latch / Support for Push Latch



Cod.				
19081	21	100		
Tecnoplastica / Plastic				



Registrabili / Levellers

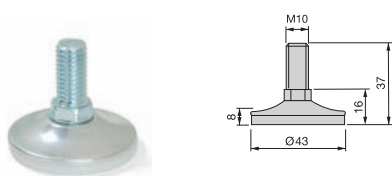
Regolabile Ø48 / Ø48 leveller



H	Cod.		
17	20038	17	400
26	80668	17	200
45	81668	17	200

Acciaio e tecnoplastica
Steel and plastic

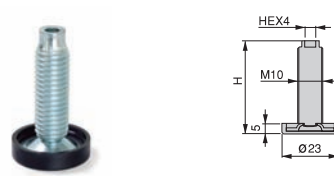
Regolabile M10 / M10 leveller



Cod.		
30574	64	100

Acciaio e tecnoplastica
Steel and plastic

Regolabile M10 / M10 leveller



H	Cod.		
38	90169	05	500

Acciaio e tecnoplastica
Steel and plastic

Regolabile M10 / M10 leveller




Acciaio e tecnoplastica
Steel and plastic

Regolabile M10 / M10 leveller

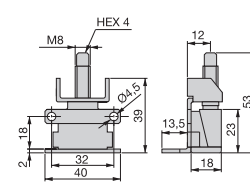
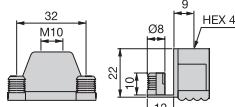
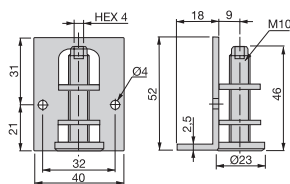


Tecnoplastica e zama
Plastic and zamak


Regolabile M8 / M8 leveller



Acciaio e tecnoplastica
Steel and plastic





Feltro adesivo / Adhesive felt



Ø	unità / borsa units / bag	Cod.		
Ø16	150	20039	16	1.500
Ø20	150	20040	16	1.500
Ø24	108	20041	16	1.080
Ø30	63	20042	16	630
Ø34	36	20043	16	360
Ø40	36	20044	16	360

Fibra / Fibre


Feltro adesivo / Adhesive felt



A	B	unità / borsa units / bag	Cod.		
20	20	150	20045	16	1.500
25	25	960	20046	16	960
30	30	63	20047	16	630

Fibra / Fibre

Feltro adesivo / Adhesive felt



unità / borsa units / bag	Cod.		
3	20048	16	30

Fibra / Fibre



05 Zincato bianco / Zinc plated
11 Cromato brillo / Chrome plated
12 Verniciato bianco / White painted

14 Verniciato nero / Black painted
16 Plastica noce / Brown plastic
17 Plastica nera / Black tecnoplastica

20 Transparente / Transparent
21 Plastica grigia / Grey tecnoplastica
25 Verniciato alluminio / Silver painted
51 Nichel satinato / Satin finished nickel

Ruote e gambe / Castors and legs

Slip trasparente con piastra / Transparent Slip plate fixing



Descrizioni Description	Ø	H	Portata Load	Cod.		
senza freno without brake	50	63	40 kg	30756	20	200
senza freno without brake	75	98	50 kg	30758	20	80
con freno with brake	50	63	40 kg	30757	20	200
con freno with brake	75	98	50 kg	30759	20	60

Acciaio e tecnoplastica / Steel and plastic

Slip con piastra / Slip plate fixing




Descrizioni Description	Ø	H	Portata Load	Cod.				
senza freno without brake	50	64	35 kg	20021	21	125		
con freno with brake	50	64	35 kg	20022	21	100		
Coppia 4 ruote: 2 senza freno + 2 con freno Kit 4 castors: 2 without brake + 2 with brake			100	125	70 kg	20030	21	1

Acciaio e tecnoplastica / Steel and plastic



Mak con piastra / Mak plate fixing



Descrizioni Description	Portata Load	Cod.		
senza freno without brake	50 kg	30397	21	40
con freno with brake	50 kg	30398	21	40

Acciaio e tecnoplastica / Steel and plastic

Silent con piastra / Silent plate fixing



Descrizioni Description	Portata Load	Cod.		
senza freno without brake	80 kg	30392	21	60
con freno with brake	80 kg	30393	21	60

Acciaio e tecnoplastica / Steel and plastic

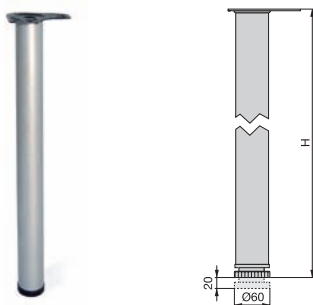
Silent con perno / Silent tud-mounted



Descrizioni Description	Portata Load	Cod.		
senza freno without brake	80 kg	30546	21	80
con freno with brake	80 kg	30547	21	80

Acciaio e tecnoplastica / Steel and plastic

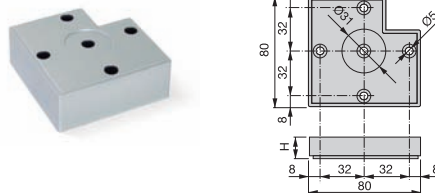
Gamba 60 / 60 leg



H	Cod.						
710	30536	11	12	14	25	51	4
738	30477	-	-	-	25	-	1
830	30439	11	-	-	25	51	4
870	30480	11	-	14	25	51	1

Acciaio / Steel

Piedini Alumix 7 / Alumix 7 feet



H	Cod.		
15	31185	25	20
30	31186	25	20
45	31187	25	20

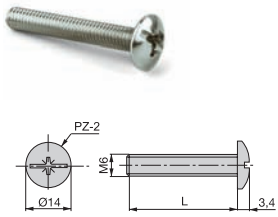
Tecnoplastica / Plastic



Sistemi di assemblaggio Fastener systems



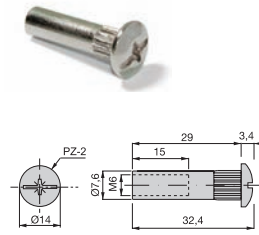
Vite M6 / M6 screw



L	Cod.		
14	50564	07	2.000
20	50221	07	2.000
25	50565	07	2.000
30	70501	07	2.000
35	60942	07	2.000
40	51320	07	1.000
50	51321	07	1.000
60	51322	07	1.000

Acciaio / Steel

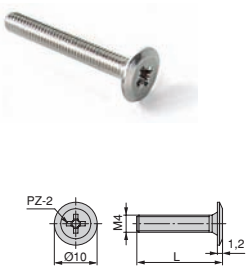
Vite unione femmina M6 / M6 bolt



Cod.		
50213	07	2.000

Acciaio / Steel

Vite M4 / M4 screw



L	Cod.		
8	41300	07	2.000
10	41301	07	2.000
14	41302	07	2.000
20	41303	07	2.000
22	41304	07	2.000
25	41305	07	2.000
30	41306	07	2.000
35	41307	07	2.000
40	41308	07	2.000

Acciaio / Steel

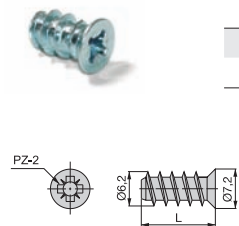
Vite unione femmina M4 / M4 bolt



L	X	Cod.		
15	9	41309	07	2.000
29	13	41310	07	2.000

Acciaio / Steel

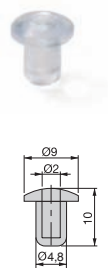
Vite euro TSP / Flathead euro screw



L	Cod.		
11	61085	05 07	1.000
13	51237	05 07	1.000

Acciaio / Steel

Paracolpi ad incasso / Soft-stem



Cod.		
90698	20	5.000

Tecnoplastica / Plastic

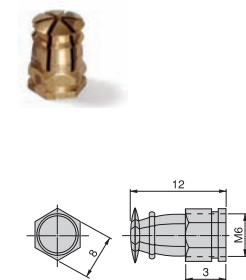
Paracolpi ad incasso / Soft-stem



Cod.		
90173	20	5.000

Tecnoplastica / Plastic

Bussola ad espansione / Expanding socket



Cod.		
80082	02	2.500

Ottone / Brass

Bussola esagono incassato / Hexagonal built-in socket



F	D	E	T	L	Ø	Cod.		
M6	8	6	12	10	9,5	80280	05	1.000
M6	8	6	12	13	10,5	80080	05	5.000
M6	8	6	12	18	10,5	80077	05	1.000
M8	10	8	14	15	12	80076	05	1.000

Zama / Zamak

Copriforo adesivo / Adhesive cap



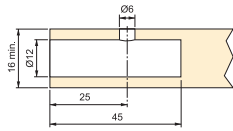
Ø	N° pezzi N° pieces	Cod.		
13	20 uds / foglio 20 uds / sheet	51289	15 16 17 18 19 21 22 26 27 28 30 50 83	1.000
20	15 uds / foglio 15 uds / sheet	51360	15 16 17 18 19 21 22 26 27 28 30 - 83	900

Tecnoplastica / Plastic



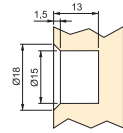
Supporto Rostro / Rostro support

Aggancio Rostro / Rostro catch



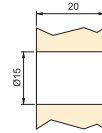
Cod.		
40104	01	250
Zama / Zamak		

Bussola per modello Rostro
Socket for Rostro model



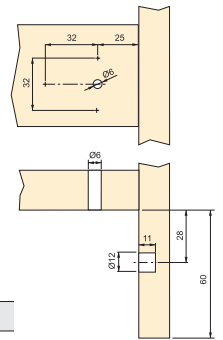
Cod.		
40106	01	250
Zama / Zamak		

Bussola doppia per modello Rostro
Double socket for Rostro model

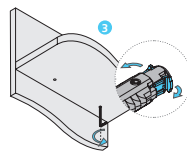
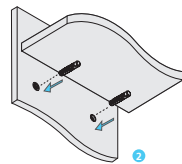
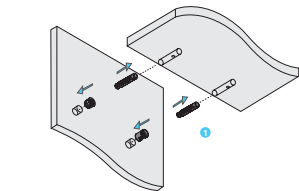
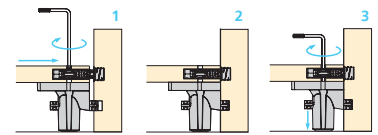


Cod.		
40107	01	125
Zama / Zamak		

Regolabile Rostro / Rostro leveller

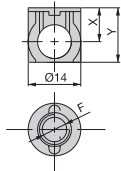


Cod.		
40108	17	25
Tecnoplastica e acciaio Plastic and steel		



Montaggio System Ø14 / Ø14 System assembling

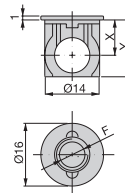
Boccola / Housings



X	Y	F		Cod.		
9	14,5	UE M8x1 ITA 8MB	18	44351	05	1.000
9	14,5	UE M8 ITA 8MA	18	44172	05	1.000
10	15,5	UE M8x1 ITA 8MB	20	80350	05	1.000

Zama / Zamak

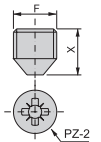
Boccola con bordo / Housing with cover rim



X	Y	F		Cod.		
9	14,5	UE M8x1 ITA 8MB	18	44349	05	1.000
9	14,5	UE M8 ITA 8MA	18	44170	05	1.000
12,5	18	UE M8 ITA 8MA	25	80087	05	1.000

Zama / Zamak

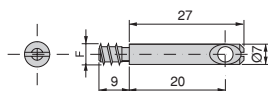
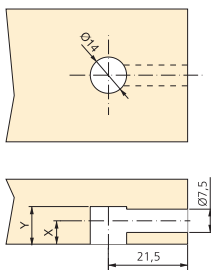
Vite a cono / Conical screw



X	F		Cod.		
8,5	UE M8 ITA 8MA	18	81462	05	1.000
10	UE M8x1 ITA 8MB	20	81118	05	1.000
12	UE M8 ITA 8MA	25	81121	05	1.000

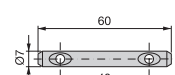
Acciaio / Steel

Tirante / Bolt



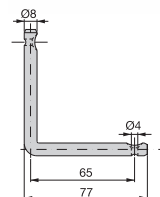
F	Cod.		
EU M6 ITA 6MA	80129	05	1.000
Acciaio / Steel			

Tirante doppio / Double bolt



Cod.		
84108	05	500
Acciaio / Steel		

Tirante doppio 90° / Double 90° bolt




Cod.		
80117	05	250
Acciaio / Steel		



Montaggio System Ø16 / Ø16 System assembling

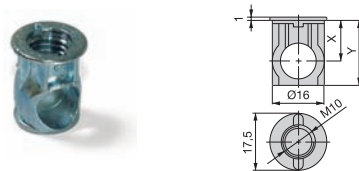
Boccola / Housings



X	Y		Cod.		
11	18	22	80339 05	1.000	
12,5	20	25	80338 05	1.000	
15	22	30	81156 05	1.000	

Zama / Zamak

Boccola con bordo / Housing with cover rim



X	Y		Cod.		
12,5	20	25	80336 05	1.000	

Zama / Zamak

Vite a cono / Conical screw



Testa Head	X		Cod.		
PH-2	13	25	82098 05	1.000	
PH-2	17	30	81335 05	1.000	

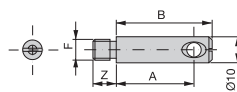
Acciaio / Steel

Testa Head	X		Cod.		
HEX-4 / PH-2	12	22	80693 05	1.000	

Zama / Zamak

Tirante / Bolt

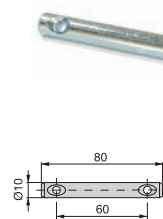
Tirante Bolt A	Foratura Drilling A ₁
20	21,5
30	31,5



A	B	F	Z	Cod.		
20	27	UE M6 ITA 6MA	9	80093 05	1.000	
20	27	UE M8 ITA 8MA	10	80091 05	1.000	
30	37	UE M6 ITA 6MA	9	80089 05	1.000	
30	37	UE M8 ITA 8MA	9	80090 05	1.000	

Acciaio / Steel

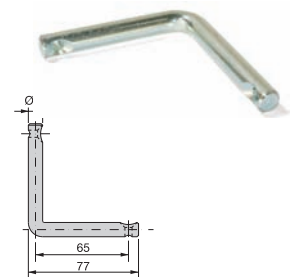
Tirante doppio / Double bolt



Cod.		
80096 05	250	

Acciaio / Steel

Tirante doppio 90° / Double 90° bolt

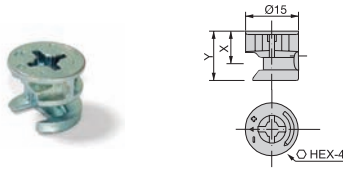


Cod.		
80095 05	200	

Acciaio / Steel

Eccentrici T15 / T15 cams

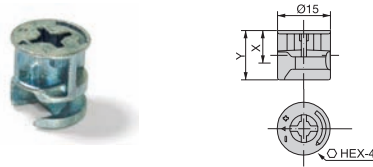
Eccentrico / Cam



X	Y	$\frac{Y}{X}$	Cod.				
6,5	11	13	80054	01	-	-	2.500
7,5	12	15	43586	01	-	-	2.500
8	12,5	16	44311	01	05	07	09
9,5	14	19	44069	01	05	07	09

Zama / Zamak

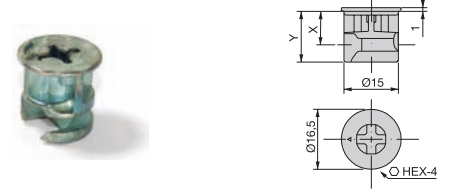
Eccentrico rinforzato / Reinforced cam



X	Y	$\frac{Y}{X}$	Cod.				
9,5	14	19	82069	01	05	-	2.500
12,5	17,5	25	80066	-	05	-	1.250

Zama / Zamak

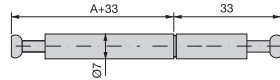
Eccentrico rinforzato con bordo / Reinforced cam with cover rim



X	Y	$\frac{Y}{X}$	Cod.				
9	14	18	80070	05	07	-	1.250
12,5	17,5	25	80067	-	07	-	1.250

Zama / Zamak

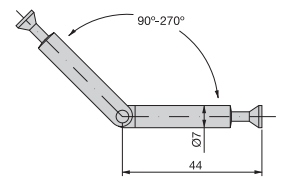
Tirante doppio / Double bolt



A	Cod.			
16	51145	05	-	500
19	51146	05	-	500

Acciaio / Steel

Tirante doppio snodato / Double articulated bolt

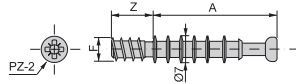


Cod.			
80445	05	-	500

Acciaio / Steel

Tirante ad anelli / Ribbed bolt

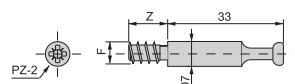
Tirante Bolt A	Foratura Drilling A ₁
23	24
27	28
33	34



A	Z	F	Cod.		
23	8	M6	51398	05	2.500
23	9	Ø6	51400	05	2.500
27	8	M6	51399	05	2.500
33	8	M6	51377	05	2.500
33	11	Ø6	51376	05	2.500

Acciaio / Steel

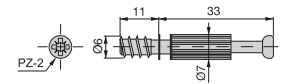
Tirante pieno / Solid bolt



Z	F	Cod.		
8	M6	51379	05	2.500
11	Ø6	51378	05	2.500

Acciaio / Steel

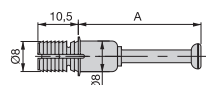
Tirante con plastica / Bolt with plastic sheath



Cod.			
51413	05	-	2.500

Acciaio e tecnoplastica
Steel and plastic

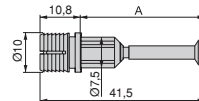
Tirante Fit Ø8 ad espansione
Fit Ø8 expanding bolt



A	Cod.		
21,6	59128	05	2.500
31,6	59129	05	2.500

Acciaio e tecnoplastica
Steel and plastic

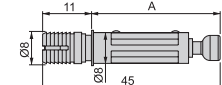
Tirante Fit Ø10 ad espansione
Fit Ø10 expanding bolt



A	Cod.		
31,6	40130	05	2.500

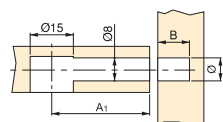
Acciaio e tecnoplastica
Steel and plastic

Tirante Spring Ø8 ad espansione
Spring Ø8 expanding bolt



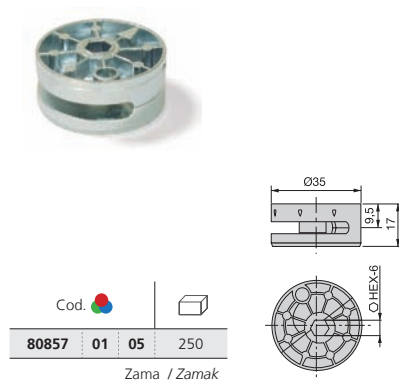
A	Cod.		
34	40132	05	2.500

Acciaio e tecnoplastica
Steel and plastic

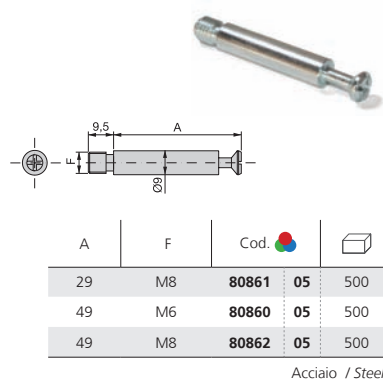


Eccentrici Big Ø35 / Ø35 Big cams

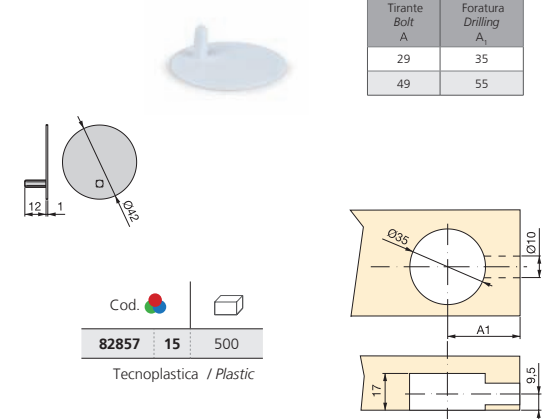
Eccentrico Big / Big cam



Tirante / Bolt

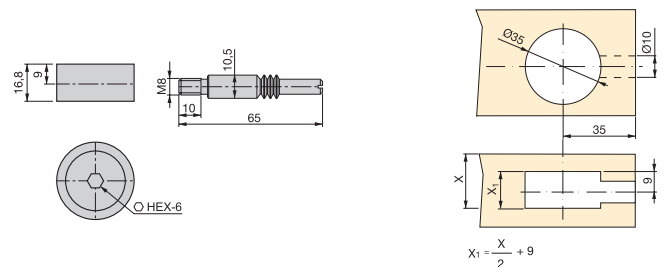


Copriforo per eccentrico / Cam covercap

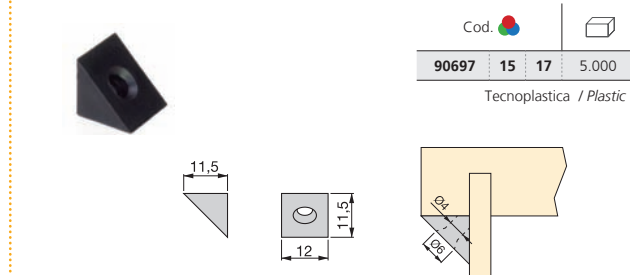


Agganci Ø35 / Ø35 Assembling

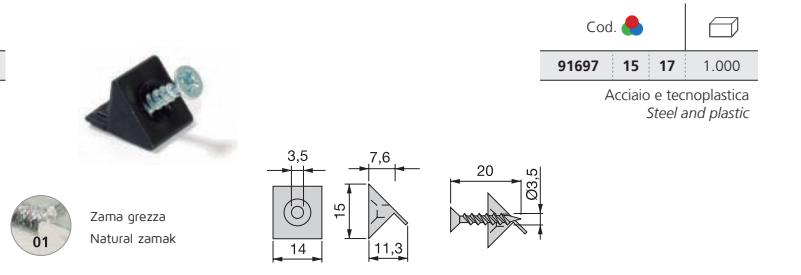
Set aggancio e tirante / Box and bolt set



Fermaschiena triangolare / Angle fastener

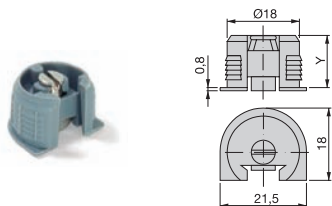


Fermaschiena triangolare con vite premontata / Angle fastener



Uniblock

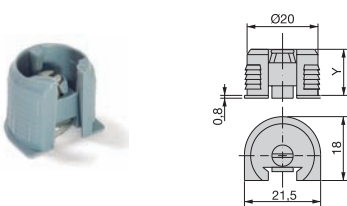
Supporto Ø18 / Ø18 insert



Y		Cod.		
13	16-19	81750	21	2.500
17,5	22-30	81754	21	2.500

Tecnoplastica e zama / Plastic and zamak

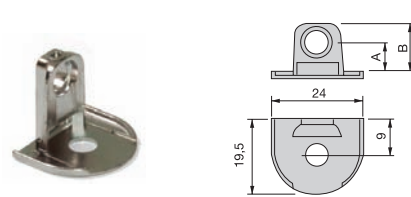
Supporto Ø20 / Ø20 insert



Y		Cod.		
13	16-19	81751	21	2.500
17,5	22-30	81756	21	2.500

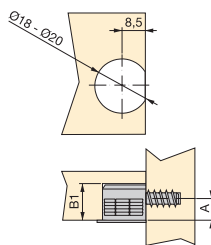
Tecnoplastica e zama / Plastic and zamak

Staffetta / Support



A	B		Cod.		
8	13	16	81752	07	1.250
9,5	14	19	81759	07	1.250
12,5	17	25	81760	07	1.250
15	21	30	81768	07	1.250

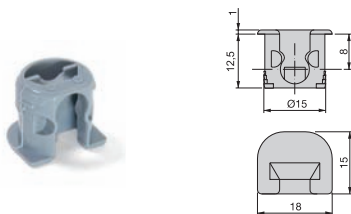
Zama / Zamak



Staffette Support B	Foratura Drilling B ₁
13	13,5
14	15
16	18
17	18
21	22

Luna


Supporto Ø15 / Ø15 insert



	Cod.		
13	50423	21	2.500

Tecnoplastica / Plastic

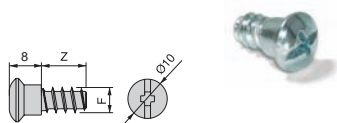
Supporto Ø20 / Ø20 insert



Y	X		Cod.		
13	8	16	90282	15 16	2.500
14	9	18	90153	15 -	2.500

Tecnoplastica / Plastic

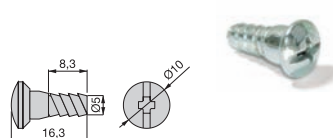
Vite / Screw



Z	F	Cod.		
11	Ø4,2	80430	05	2.500
9	Ø6	80326	05	2.500

Acciaio / Steel

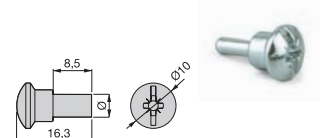
Vite a pressione / Knock-in screw



Cod.		
82326	05	2.500

Acciaio / Steel

Vite liscia / Smooth screw




Ø	Cod.		
3	89589	05	5.000

Acciaio / Steel

Reggipiani per mobili / Shelf supports

Reggipiani per vetro / Glass shelf supports



Ø	Cod.		
5	80138 07		1.000

Tecnoplastica e zama
Plastic and zamak



Ø	Cod.		
5	81941 07		1.000

Tecnoplastica e zama
Plastic and zamak



Ø	Cod.		
3	80713 07		1.000
5	80712 07		1.000

Acciaio e tecnoplastica
Steel and plastic



Ø	Cod.		
3	40100 07		1.000
5	40079 07		1.000

Zama / Zamak



Ø	Cod.		
5	81940 07		500

Tecnoplastica e zama
Plastic and zamak



Ø		Cod.	
5	4-6	86215 07	1.000
5	6-8	86216 07	1.000

Tecnoplastica e zama
Plastic and zamak

Reggipiani per legno / Wooden shelf supports



Ø	Cod.		
5	40074 07		1.000

Zama / Zamak



Ø	Cod.		
5	40103 07		1.000

Zama / Zamak



Ø	Cod.		
5	81141 07		1.000

Acciaio e zama / Steel and zamak



Ø	Cod.		
5	50623 05		5.000

Acciaio / Steel



Ø	Mod.	Cod.	
5	Reggipiano Support	69080 07	1.000

Zama / Zamak



Mod.	Cod.		
Bussola Socket	69083 17		1.000

Tecnoplastica / Plastic

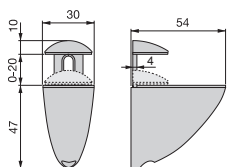
Reggimensole a parete / Wall fastener systems

Mirlo



Cod.		
62488	25	40

Tecnoplastica e zama
Plastic and zamak

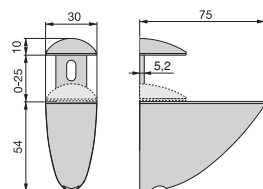


Azor



Cod.		
62485	25	40

Tecnoplastica e zama
Plastic and zamak

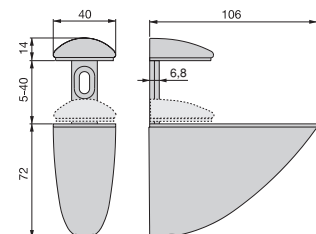


Pelicano



Cod.		
51122	25	40

Tecnoplastica e zama
Plastic and zamak

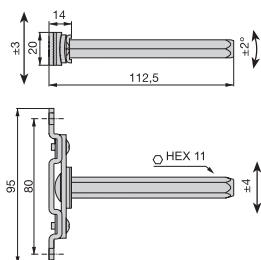


Reggimensola a scomparsa / Hidden support

Reggimensola a scomparsa Phantom / Phantom hidden support



Cod.		
69126	05	40
Acciaio / Steel		



Reggipensile per moduli base appesi / Hanging bracket for suspended lower modules

Reggipensile Strong / Strong hanger

Piastra Strong / Strong plate



Cod.		
43471	05	50
Acciaio / Steel		



Cod.		
43472	05	100
Acciaio / Steel		

Supporto inferiore / Bottom fix support 32 mm

Supporto inferiore / Bottom fix support 3 mm



Cod.		
43473	05	25
Acciaio / Steel		



Cod.		
43474	05	25
Acciaio / Steel		



05 Zincato bianco / Zinc plated
 07 Nichelato / Nickel plated
 15 Plastica bianca / White tecnoplastica
 21 Plastica grigia / Grey tecnoplastica



Reggipensili per moduli alti / Suspended high module hangers

Reggipensile Hook / Hook hanger



Descrizione / Description	Lato / Hand	Cod.		
Per vite / Screw-on	Destra / Right	89216	21	200
Per vite / Screw-on	Sinistra / Left	89215	21	200
A pressione / Knock-in	Destra / Right	89214	21	200
A pressione / Knock-in	Sinistra / Left	89213	21	200

Acciaio e tecnoplastica / Steel and plastic

Barra reggipensile / Profile



	Cod.		
2 m	91733	05	10

Acciaio / Steel

Tappi Hook / Hook covers



Lato / Hand	Cod.		
Destra / Right	89218	07 15 21	200
Sinistra / Left	89217	07 15 21	200

Tecnoplastica / Plastic

Piastra reggipensili / Mounting plate



Cod.		
91732	05	400

Acciaio / Steel

Set di appendipensili Levelup con piastrina
Set of Levelup hanger with plate



Cod.		
40086	05	1

Acciaio / Steel



Ogni set contiene:
1 appendipensile mano destra.
1 appendipensile mano sinistra.
1 piastrina.

Each set contains:
1 hanger right hand.
1 hanger left hand.
1 plate.

Appendipensili Levelup / Levelup hanger



Lato / Hand	Cod.		
Destra / Right	89186	05	100
Sinistra / Left	89187	05	100

Acciaio / Steel

Piastrina doppia / Double plate



Cod.		
89188	03	200

Acciaio / Steel

Copriforo / Cover



Cod.			
89189	07 15	1.000	

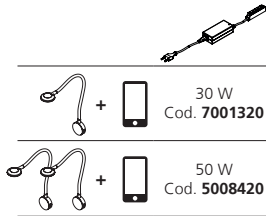
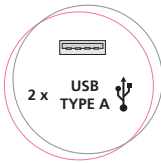
Zama / Tecnoplastica
Zamak / Plastic





Illuminazione Lighting







Kuma







6 W 7080920
 15 W 7001420
 30 W 7001320
 50 W 5008420
 72 W 5008520

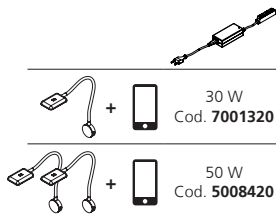
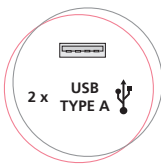
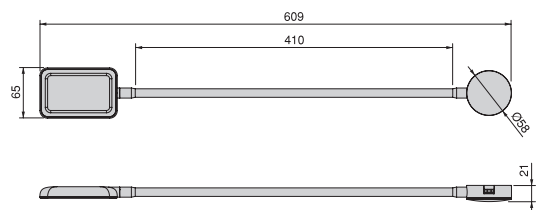
Lumen	WATT	Colore / Colour	LEDs	Cod.			
150 lm	2,1 W	4.000 K	16	50293	15	17	4











Tecnoplastica / Plastic



Lumen	WATT	Colore / Colour	LEDs	Cod.			
285 lm	5 W	4.000 K	24	50294	15	17	4

Tecnoplastica / Plastic



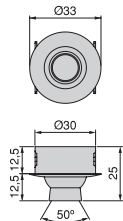
6 W 7080920
 15 W 7001420
 30 W 7001320
 50 W 5008420
 72 W 5008520

Punti luce / Spot

Polaris

Lumen	WATT	Colore / Colour	LEDs	Cod.	
95 lm	1,2 W	4.000 K	1	50222	62

Alluminio / Aluminium



IP20 A++ AMP 1,5m 90° LED Ø30mm 12V DC

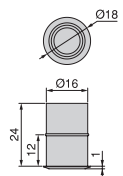
6 W 7080920	SWITCH 7001520	DIMMER 5053125 SWITCH 5007125 MOTION 5007025
15 W 7001420	DOOR 7001720	
30 W 7001320	MOTION 7001820	
50 W 5008420	METAL 7001920	

SENSOR 240V AC SENSOR 12V DC

Alcor

Lumen	WATT	Colore / Colour	LEDs	Cod.	
95 lm	1,2 W	4.000 K	1	50223	62

Alluminio / Aluminium



IP20 A++ AMP 1,5m 90° LED Ø16mm 12V DC

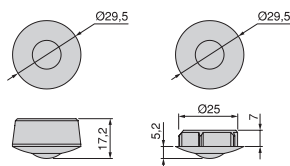
6 W 7080920	SWITCH 7001520	DIMMER 5053125 SWITCH 5007125 MOTION 5007025
15 W 7001420	DOOR 7001720	
30 W 7001320	MOTION 7001820	
50 W 5008420	METAL 7001920	

SENSOR 240V AC SENSOR 12V DC

Merak

Lumen	WATT	Colore / Colour	LEDs	Cod.	
60 lm	0,8 W	4.000 K	1	50278	25

Tecnoplastica / Plastic



IP20 A++ AMP 1,5m 65° LED Ø25mm 12V DC

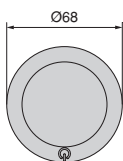
6 W 7080920	SWITCH 7001520	DIMMER 5053125 SWITCH 5007125 MOTION 5007025
15 W 7001420	DOOR 7001720	
30 W 7001320	MOTION 7001820	
50 W 5008420	METAL 7001920	

SENSOR 240V AC SENSOR 12V DC

Hidra

Lumen	WATT	Colore / Colour	LEDs	Cod.	
130 lm	2 W	6.000 K	24	50506	25

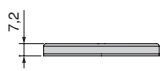
Alluminio e tecnoplastica / Aluminium and plastic







IP20 A+ AMP 1,5m 120° LED 12V DC SENSOR SWITCH

6 W 7080920	SENSOR SWITCH
15 W 7001420	
30 W 7001320	
50 W 5008420	

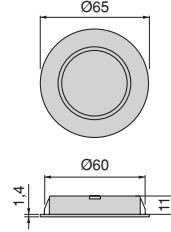
72 W 5008520



CruX

Lumen	WATT	Colore / Colour	LEDs	Cod.		
120 lm	1,8 W	 6.000 K	24	59145	-	25 51 6
113 lm	1,8 W	 4.500 K	24	59146	10	25 51 6

Tecnoplastica / Plastic






























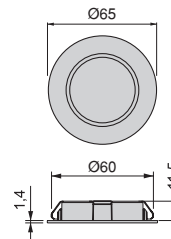
CruX-in

Lumen	WATT	Colore / Colour	LEDs	Cod.		
110 lm	1,8 W	 6.000 K	24	59152	25	51 6
104 lm	1,8 W	 4.500 K	24	59153	-	51 6

Tecnoplastica / Plastic



Non necessita l'uso di convertitore LED
Without need to use LED-driver
















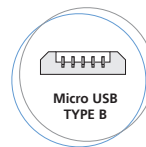




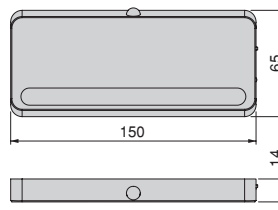
Kraz

Lumen	WATT	Colore / Colour	LEDs	Cod.		
85 lm	1 W	 4.000 K	9	50286	25	5

Tecnoplastica / Plastic



Funziona con batterie ricaricabili
Runs off rechargeable batteries













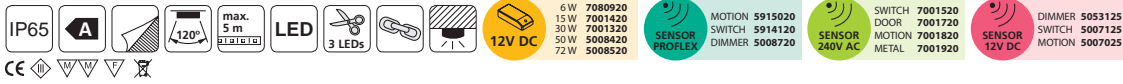

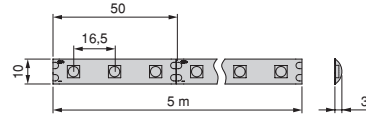

Strisce LED / LED stripes

Proflex 72W



Lumen	WATT	Colore / Colour	LEDs	Cod.		
960 lm / m	72 W	7.000 K	60 LEDs / m	50635	15	2
900 lm / m	72 W	3.800 K	60 LEDs / m	50636	15	2

Tecnoplastica / Plastic



Accessori Proflex 72W / Accessories Proflex 72W



Lumen	WATT	Colore / Colour	LEDs	Cod.		
48 lm	0,72 W	7.000 K	3	50637	15	10
45 lm	0,72 W	3.800 K	3	50638	15	10

Tecnoplastica / Plastic



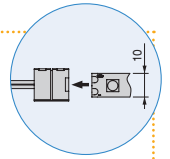
Cod.		
50639	20	10

Tecnoplastica / Plastic



Cod.		
50640	20	10

Tecnoplastica / Plastic

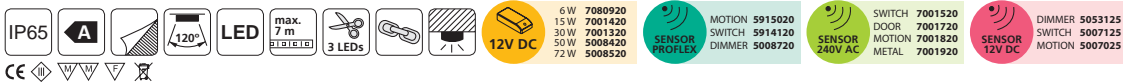

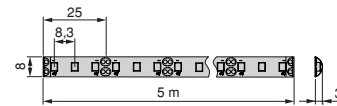


Proflex 48W



Lumen	WATT	Colore / Colour	LEDs	Cod.		
420 lm / m	48 W	7.000 K	120 LEDs / m	50500	15	2
395 lm / m	48 W	3.800 K	120 LEDs / m	50501	15	2

Tecnoplastica / Plastic



Accessori Proflex 48W / Accessories Proflex 48W



Lumen	WATT	Colore / Colour	LEDs	Cod.		
21 lm	0,24 W	7.000 K	3	50502	15	10
19 lm	0,24 W	3.800 K	3	50503	15	10

Tecnoplastica / Plastic



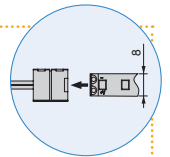
Cod.		
70154	17	10

Tecnoplastica / Plastic




Cod.		
70155	20	10

Tecnoplastica / Plastic

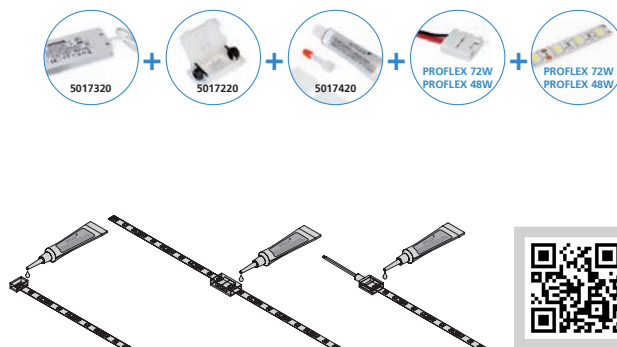


Kit silicone IP44 Proflex / IP44 Proflex silicone kit



Cod.		
50174	20	10

Tecnoplastica / Plastic

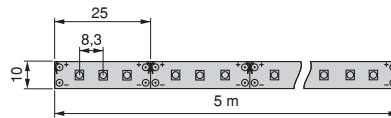


Rolflex 144W




Lumen	WATT	Colore / Colour	LEDs	Cod.	
2.700 lm / m	144 W	4.500 K	120 LEDs / m	50094	20

Tecnoplastica / Plastic



Accessori Rolflex 144W / Accessories Rolflex 144W




Cod.		
50639	20	10

Tecnoplastica / Plastic

Cod.		
50640	20	10

Tecnoplastica / Plastic

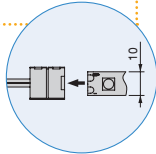


6 W	7080920
15 W	7001420
30 W	7001320
50 W	5008420
72 W	5008520

MOTION SWITCH	5915020
SENSOR ROLFLEX SWITCH DIMMER	5914120
	5008720

SENSOR 240V AC	7001520
SWITCH DOOR	7001720
MOTION METAL	7001820
	7001920

DIMMER SWITCH	5053125
SENSOR 12V DC SWITCH	5007125
	5007025

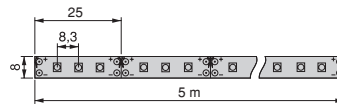


Rolflex 48W



Lumen	WATT	Colore / Colour	LEDs	Cod.	
570 lm / m	48 W	7.000 K	120 LEDs / m	50035	20
535 lm / m	48 W	3.500 K	120 LEDs / m	50036	20

Tecnoplastica / Plastic




6 W	7080920
15 W	7001420
30 W	7001320
50 W	5008420
72 W	5008520

MOTION SWITCH	5915020
SENSOR ROLFLEX SWITCH DIMMER	5914120
	5008720

SENSOR 240V AC	7001520
SWITCH DOOR	7001720
MOTION METAL	7001820
	7001920

DIMMER SWITCH	5053125
SENSOR 12V DC SWITCH	5007125
	5007025

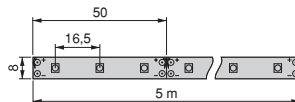


Xflex 24W



Lumen	WATT	Colore / Colour	LEDs	Cod.	
300 lm / m	24 W	7.000 K	60 LEDs / m	50093	20

Tecnoplastica / Plastic




6 W	7080920
15 W	7001420
30 W	7001320
50 W	5008420
72 W	5008520

MOTION SWITCH	5915020
SENSOR XFLX SWITCH DIMMER	5914120
	5008720

SENSOR 240V AC	7001520
SWITCH DOOR	7001720
MOTION METAL	7001820
	7001920

DIMMER SWITCH	5053125
SENSOR 12V DC SWITCH	5007125
	5007025



Accessori Rolflex 48W e Xflex 24W / Accessories Rolflex 48W and Xflex 24W



Lumen	WATT	Colore / Colour	LEDs	Cod.	
12 lm	0,24 W	7.000 K	3	70152	20

Tecnoplastica / Plastic



Lumen	WATT	Colore / Colour	LEDs	Cod.	
12 lm	0,24 W	7.000 K	3	70153	20

Tecnoplastica / Plastic



Lumen	WATT	Colore / Colour	LEDs	Cod.	
12 lm	0,24 W	7.000 K	3	70151	20
11 lm	0,24 W	3.500 K	3	50037	20

Tecnoplastica / Plastic



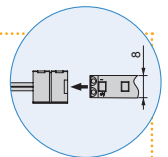
Cod.		
70154	17	10

Tecnoplastica / Plastic



Cod.		
70155	20	10

Tecnoplastica / Plastic

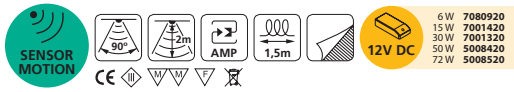


Sensore di movimento / Movement sensor



Sensor	WATT	Input	Output	Cod.		
Mov.	Max. 30 W	12V DC	12V DC	59150	20	10

Vari / Various


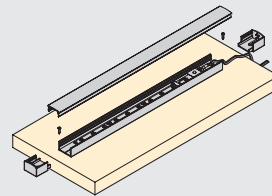

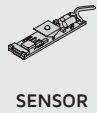

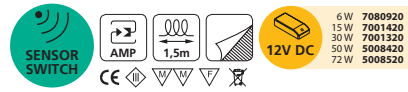


Sensore touch / Touch sensor



Sensor	WATT	Input	Output	Cod.		
Touch	Max. 30 W	12V DC	12V DC	59141	20	10
Touch + Dimmer	Max. 30 W	12V DC	12V DC	50087	20	10

Vari / Various



Profilo diffusore piatto + Accessori per incasso profilo / Flat diffuser profile + Accessories for recessed installation


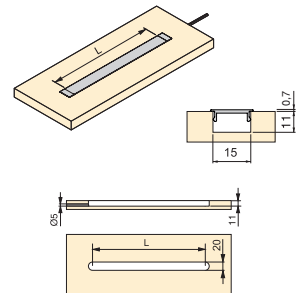


L	Cod.		
2 m	51465	15	24 m

Tecnoplastica / Plastic

L	Cod.		
2 m	51469	21	50

Tecnoplastica / Plastic



Profilo diffusore piatto + Profilo da incasso + Accessori / Flat diffuser profile + Profile for recessed installation + Accessories



L	Cod.		
2 m	51465	15	24 m

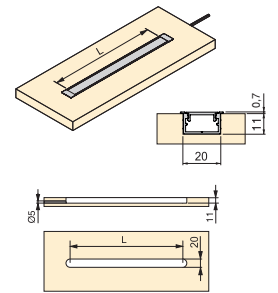
Tecnoplastica / Plastic

L	Cod.		
2 m	51466	62	24 m

Alluminio / Aluminium

L	Cod.		
	51468	21	100

Tecnoplastica / Plastic





Profilo diffusore + Accessori per incasso profilo / Diffuser profile + Accessories for recessed installation

	Cod.	15	24 m
2 m	51428	15	24 m
4 m	51431	15	48 m

Tecnoplastica / Plastic

Cod.	21	50
51432	21	50

Tecnoplastica / Plastic



Profilo diffusore + Profilo da incasso + Accessori / Diffuser profile + Profile for recessed installation + Accessories

	Cod.	15	24 m
2 m	51428	15	24 m
4 m	51431	15	48 m

Tecnoplastica / Plastic

	Cod.	62	24 m
2 m	51429	62	24 m
4 m	51441	62	48 m

Alluminio / Aluminium

Cod.	21	100
51442	21	100

Tecnoplastica / Plastic



Profilo diffusore + Profilo per montaggio a superficie + Accessori / Diffuser profile + Surfacemount profile + Accessories

	Cod.	15	24 m
2 m	51428	15	24 m
4 m	51431	15	48 m

Tecnoplastica / Plastic

	Cod.	62	24 m
2 m	51430	62	24 m
4 m	51433	62	48 m

Alluminio / Aluminium

Cod.	21	50
51434	21	50

Tecnoplastica / Plastic



Profilo diffusore + Profilo inclinato a superficie + Accessori / Diffuser profile + Profile for inclined surface + Accessories

	Cod.	15	24 m
2 m	51428	15	24 m
4 m	51431	15	48 m

Tecnoplastica / Plastic

	Cod.	62	48 m
4 m	51462	62	48 m

Alluminio / Aluminium

Cod.	21	50
51463	21	50

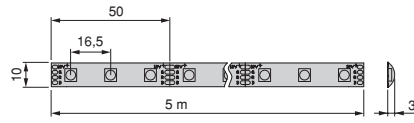
Tecnoplastica / Plastic

Proflex RGB 72W



Lumen	WATT	Colore / Colour	LEDs	Cod.	
960 lm / m	72 W	RGB	60 LEDs / m	50208	15 1

Tecnoplastica / Plastic



Accessori Proflex RGB 72W / Accessories Proflex RGB 72W



Lumen	WATT	Colore / Colour	LEDs	Cod.	
48 lm	0,72 W	RGB	3	50207	15 5

Tecnoplastica / Plastic

Cod.	
50206	20 5


Tecnoplastica / Plastic

Cod.	
50209	20 5

Tecnoplastica / Plastic

WATT	Cod.	
max.144 W	50205	20 1

Tecnoplastica / Plastic



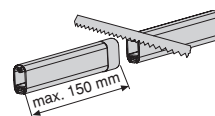
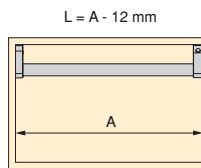

Rainbow



Funziona con pile
Runs off batteries

A	L		Lumen	WATT	Colore / Colour	LEDs	Cod.		
558	546	408-558	25 lm	0,35 W	6.000 K	5	70021	62	1
708	696	558-708	25 lm	0,35 W	6.000 K	5	70022	62	1
858	846	708-858	50 lm	0,7 W	6.000 K	10	70023	62	1
1.008	996	858-1.008	50 lm	0,7 W	6.000 K	10	70024	62	1
1.158	1.146	1.008-1.158	75 lm	1 W	6.000 K	15	70025	62	1
558	546	408-558	25 lm	0,35 W	6.000 K	5	70028	62	1
708	696	558-708	25 lm	0,35 W	6.000 K	5	70029	62	1
858	846	708-858	50 lm	0,7 W	6.000 K	10	70030	62	1
1.008	996	858-1.008	50 lm	0,7 W	6.000 K	10	70031	62	1
1.158	1.146	1.008-1.158	75 lm	1 W	6.000 K	15	70032	62	1





Alluminio e tecnoplastica / Aluminium and plastic



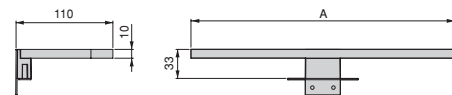


Aquarius






A	Lumen	WATT	Colore / Colour	LEDs	Cod.		
300	520 lm	7 W	 6.000 K	60	51453	11	5
450	480 lm	7 W	 6.000 K	60	51454	11	5

Alluminio e tecnoplastica / Aluminium and plastic


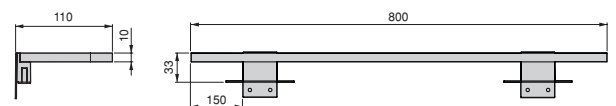


Non necessita l'uso di convertitore LED
Without need to use LED-driver



Lumen	WATT	Colore / Colour	LEDs	Cod.		
800 lm	14 W	 6.000 K	120	51456	11	5

Alluminio e tecnoplastica / Aluminium and plastic



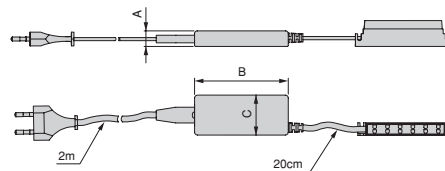
Convertitori / Transformers

Convertitore LED a tensione costante / Constant voltage LED converter



WATT	A	B	C	Input	Output	Cod.		
6 W	17	96	41	100-240V AC - 50-60Hz	12V DC	70809	20	10
15 W	17	96	41	100-240V AC - 50-60Hz	12V DC	70014	20	10
30 W	31	120	53	100-240V AC - 50-60Hz	12V DC	70013	20	10
50 W	31	120	53	100-240V AC - 50-60Hz	12V DC	50084	20	10
72 W	38	153	60	100-240V AC - 50-60Hz	12V DC	50085	20	10

Tecnoplastica / Plastic

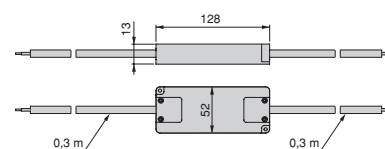


Convertitore LED a tensione costante IP44 / Constant voltage IP44 LED converter



WATT	Input	Output	Cod.	
15 W	100-240V AC - 50-60Hz	12V DC	50173	20 10

Tecnoplastica / Plastic



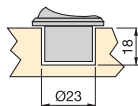
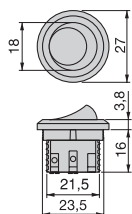
Interruttori / Switches

Interruttore ad incasso / Switch



Cod.			
96381	15	17	21 100

Tecnoplastica / Plastic

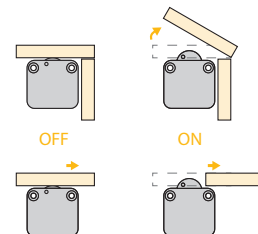
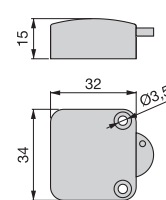


Interruttore per anta / Door switch



Cod.			
96424	15	17	10

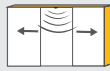
Tecnoplastica / Plastic





Sistema di rilevamento per prossimità ON/OFF, si accende e si spegne quando si interferisce il suo raggio d'azione. Senza temporizzatore.

Proximity sensor system ON/OFF, switches on or off when action range is interfered. No timer.



Sistema di rilevamento per prossimità sempre ON, solo si spegne quando si interferisce il suo raggio d'azione. Senza temporizzatore.

Always ON proximity detection system, switches off when movement is detected within action range. No timer.



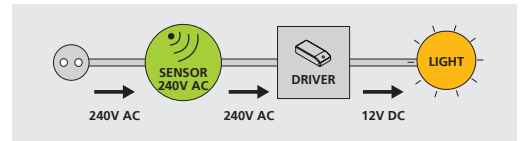
Sistema di rilevamento di movimento, si accende quando si interferisce il suo raggio d'azione.

Movement detection system, switches on when movement is detected within its action range.



Sistema di rilevamento per contatto con superfici metallica. Capacità di rilevamento regolabile secondo necessità.

Touch sensor by contact with metallic surface. Adjustable sensitiveness according to need.



SWITCH. Red Eye 1 (interruttore)

DOOR. Red Eye 3 (prossimità)

MOTION. Red Eye 4 (movimento)

METAL. Red Eye 5 (touch)

WATT	Cod.		
max. 250 W	70015	20	10

Tecnoplastica / Plastic

WATT	Cod.		
max. 250 W	70017	20	10

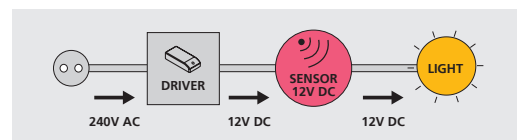
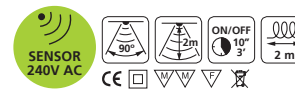
Tecnoplastica / Plastic

WATT	Cod.		
max. 250 W	70018	20	10

Tecnoplastica / Plastic

WATT	Cod.		
max. 500 W	70019	20	10

Tecnoplastica / Plastic



SWITCH / DIMMER. Micron (interruttore)

SWITCH. Twelfy (interruttore)

MOTION. Twelfy (movimento)

WATT	Cod.		
max. 24 W	50531	25	6

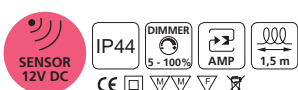
Tecnoplastica / Plastic

WATT	Cod.		
max. 40 W	50071	25	6

Tecnoplastica / Plastic

WATT	Cod.		
max. 40 W	50070	25	6

Tecnoplastica / Plastic



Connettori / Connectors

Airtop



Input	Output	Cod.		
100 - 240V AC	USB	5V DC - 2,1A	50175	17
	Qi	5V DC - 700 mA		

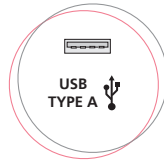
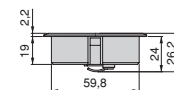
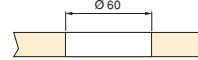
Tecnoplastica / Plastic



CE

Permette la ricarica di dispositivi elettronici sia mediante USB che tecnologia wireless (senza fili). Compatibilità per ricarica wireless con sistema Qi (V1.1).

Allows charging of electronic devices via USB connection or through wireless Qi (V1.1) technology. Allows the cordless charging of any compatible device.

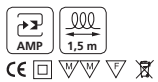
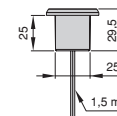
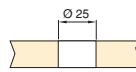


Pluggy

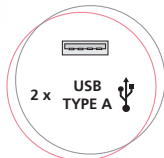


Descrizioni Description	Input	Output	Cod.		
	12V DC	5V DC	50090	25	6
	12V DC	5V DC	50091	25	6

Tecnoplastica / Plastic



CE



	Input	Output
 30 W Cod. 7001320	12V DC (2,50A)	5V DC - 2,10A MAX. (1 x 2,10A) (2 x 1,05A)
 15 W Cod. 7001420	12V DC (1,25A)	5V DC - 1,05A MAX. (1 x 1,05A) (2 x 0,52A)

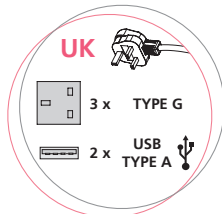
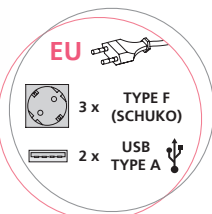
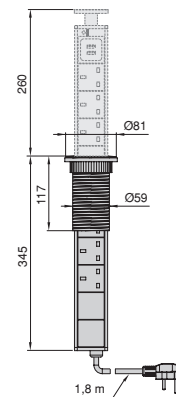
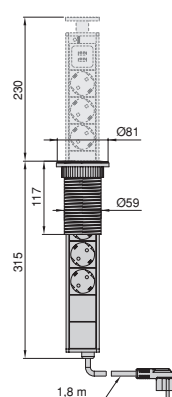
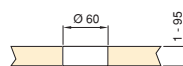


Veritkal



Descrizioni Description	Cod.		
EU	50099	25	1
UK	50096	25	1

Tecnoplastica / Plastic





CE



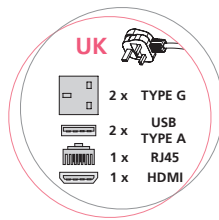
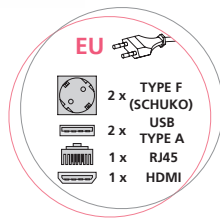
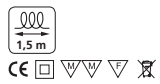
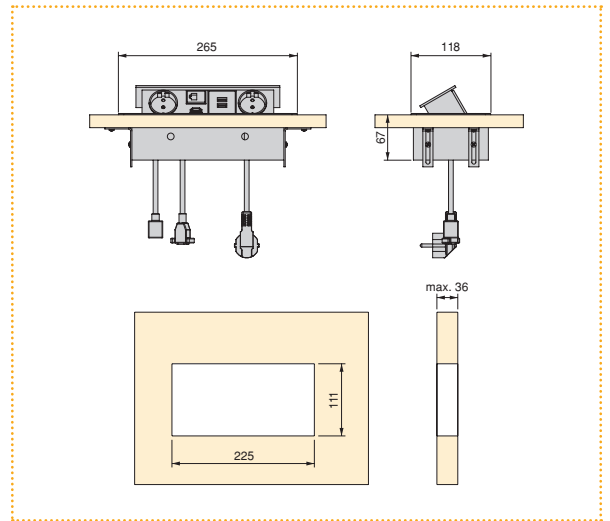




Atom



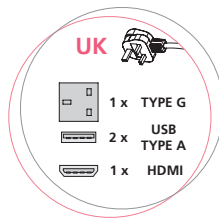
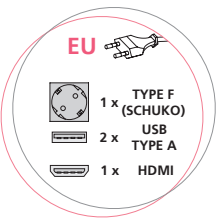
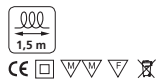
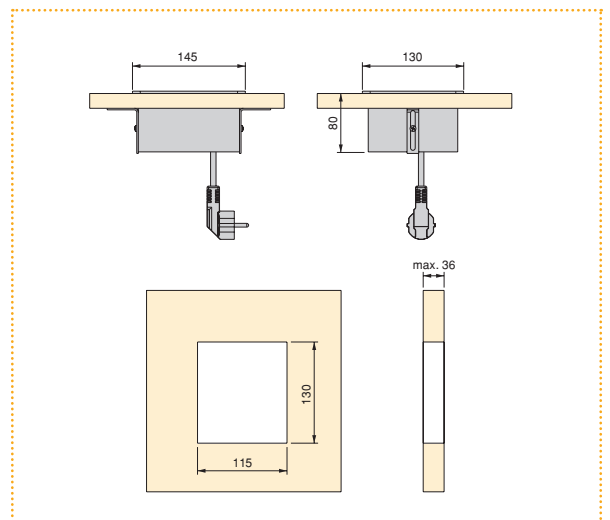
Descrizioni Description	Cod. 	
EU	50295 14 25	1
UK	50296 14 25	1

Zama, acciaio e tecnoplastica
Zamak, steel and plastic

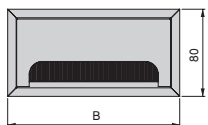
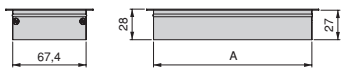
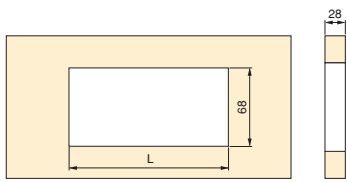


Descrizioni Description	Cod. 	
EU	50297 14 25	1
UK	50298 14 25	1

Alluminio, acciaio e tecnoplastica
Aluminium, steel and plastic



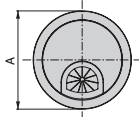
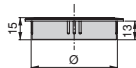

Quadrum



L	A	B	Cod.		
147	145,5	158	50100	62	5
257	256,4	269	50124	62	5

Alluminio / Aluminium

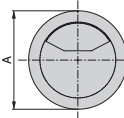
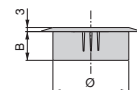

Circum



Ø	A	Cod.			
60	68,5	50067	11	64	8
80	90	50225	11	64	7

Zama / Zamak

Passacavi



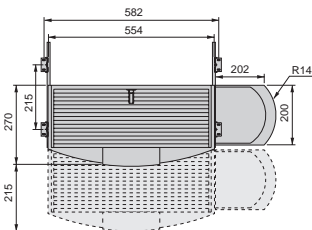
Ø	A	B	Cod.		
60	71	14	51238	15	17 21 100
80	95	20	51239	-	17 21 100

Tecnoplastica / Plastic

Mickey

Cod.		
41931	21	5

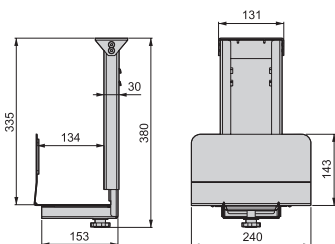
Acciaio e tecnoplastica
Steel and plastic



Supporto CPU / CPU support

Cod.		
62169	25	1

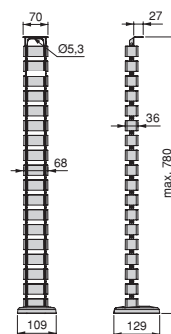
Acciaio / Steel



Pipe

Cod.		
62100	25	10

Tecnoplastica / Plastic





Maniglie Handles





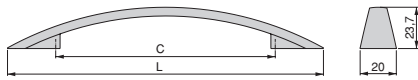
Alluminio / Aluminium

Austin



L	C	Cod.	51	64	30
184	128	93564	51	64	30

Alluminio / Aluminium

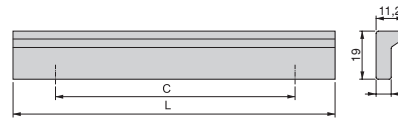


Bremen



L	C	Cod.	62	67	69	25
64	32	93553	62	67	69	25
128	96	93554	62	67	69	25
160	128	93555	62	67	69	25

Alluminio / Aluminium

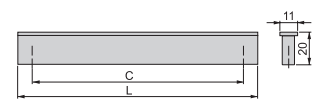


Bilbao



L	C	Cod.	62	50	30	20	20
36	16	93298	62	50	30	20	20
84	64	93300	62	30	20	20	20
148	128	93301	62	20	20	20	20
180	160	93302	62	20	20	20	20

Alluminio / Aluminium

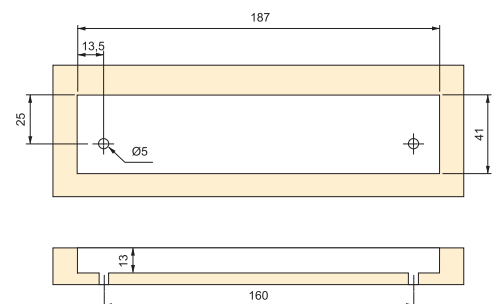
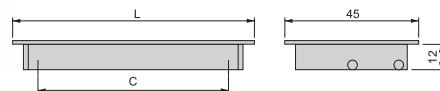


Bologna



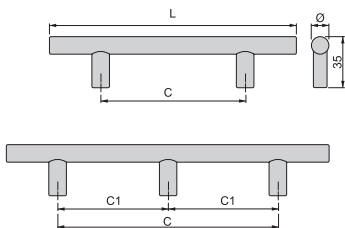
L	C	Cod.	62	20
190	160	92922	62	20

Alluminio / Aluminium



Acciaio / Steel

Orlando



Ø	L	C	C1	Cod.		
12	178	128	-	93526	51	10
12	188	128	-	92904	51	10
12	210	160	-	93527	51	10
12	252	192	-	92903	51	10
12	274	224	-	93528	51	10
12	306	256	-	93529	51	10
12	336	256	-	92902	51	10
12	380	320	-	93530	51	10
12	400	320	-	92901	51	10
12	423	356	-	93531	51	10
12	464	384	-	92900	51	10
12	526	456	-	93532	51	10
12	528	448	-	92925	51	10
12	592	512	-	92926	51	10
12	645	575	-	93533	51	10
12	720	640	-	92927	51	5
12	828	758	379	93534	51	5
12	848	768	384	92928	51	5
12	976	896	448	92929	51	5

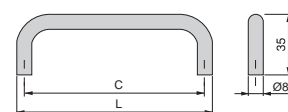
Acciaio / Steel

Coimbra



L	C	Cod.			
104	96	92988	11	64	20
136	128	92989	11	64	20

Acciaio / Steel




Zama / Zamak

Montreal



L	C	Cod.				
160	128	92917	11	25	51	20
192	160	92918	11	25	51	20
288	256	92918	-	-	51	20

Zama / Zamak

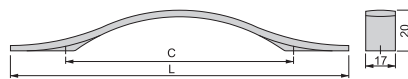


Shanghai



L	C	Cod.			
190	128	93158	51	64	25

Zama / Zamak

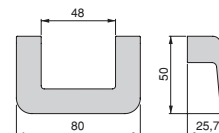


Nagoya



L	C	Cod.			
80	64	93556	51	52	10



Zama / Zamak



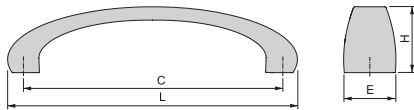


Kyoto





L	C	Cod. 			
110	96	93557	51	52	25
142	128	93558	51	52	25
174	160	93559	51	52	25

Zama / Zamak

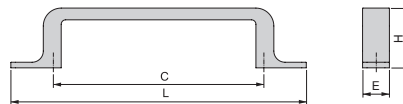


Kobe





L	C	Cod. 			
132	96	93560	51	52	20
164	128	93561	51	52	20
196	160	93562	51	52	20

Zama / Zamak

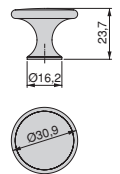


Lima





Cod. 			
93552	51	50	

Zama / Zamak


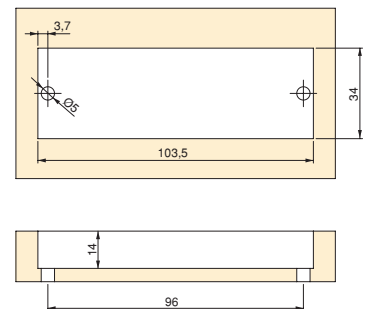
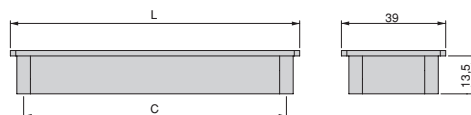


Siena









































L	C	Cod. 			
107	96	93563	51	64	50

Zama / Zamak









































Simbologia / Symbolology

 Lunghezza della barra Length of the bar	 Altezza ante Height door	 Chiusura Soft Soft closing	 Angolo di apertura Lighting angle
 Spessore Thickness	 Foratura scodellino Diameter cup	 Apertura Push Push opening	 Montaggio Clip Clip assembly
 Carico massimo Maximum load	 Larghezza ante Width door	 Altezza guida Height slides	 Adesivo Adhesive
 Carico massimo ante Maximum door load	 Spessore porta Thickness door	 Taglio mediante macchina Machine cut	 Prodotto in KIT Product in KIT form
 Con certificato CE With CE certificate	 Include gli elementi per il montaggio Includes the elements for the assembly	 Lampada ad incasso Built-in lights	 Temporizzatore Timer
 Illuminazione ideale per zone asciutte Ideal light for dry areas	 Fascio di luce Beam angle	 Lampada a superficie Surface lights	 DIMMER Dimmer
 Classe di efficienza energetica Energy efficiency class	 Possibilità di connettere varie lampade Can be connected to various led lights	 Diametro di lavorazione Diameter of holes	 Angolo d'azione del sensore Detection angle of sensor
 Connessione AMP AMP connection	 Taglio manuale Manual cut	 Lampada LED LED light	 Raggio d'azione del sensore Detection range of sensor
 Lunghezza cavo Longitude of cable	 Distanza minima degli oggetti illuminati Minimum distance of illuminated objects	 Dispone di telecomando Comes with remote control	 max. 5 m Maximum length

 3.000 - 3.900 K Luce calda Warm light	 Utilizzare convertitore a tensione costante Use constant voltage converter	 Usare con sensore 240V AC Use with sensors 240V AC	 Usare con sensore specifico Use with specific sensors
 4.000 - 5.000 K Luce naturale Natural light	 Senza necessità di utilizzare LED driver Without need to use LED-driver	 Usare con sensore 12V DC Use with sensors 12V DC	 Dispone di sensore integrato Integrated sensor
 5.100 - 7.000 K Luce fredda Cold light	 Include pile ricaricabili. It includes rechargeable batteries.		

Finitura / Finishing

 01 Zama grezza Natural zamak	 15 Plastica bianca White tecnoplastica	 25 Verniciato alluminio Silver painted	 60 Anodizzato brillo Bright anodized
 02 Ottone Natural brass	 16 Plastica noce Brown plastic	 26 Finitura ciliegio Cherry wood effect	 61 Alluminio naturale Natural aluminium
 05 Zincato bianco Zinc plated	 17 Plastica nera Black tecnoplastica	 28 Effetto tessuto beige Beige textile effect	 62 Anodizzato opaco Matt anodized
 07 Nichelato Nickel plated	 18 Finitura frassino Ash effect	 30 Finitura faggio Beech effect	 63 Anodizzato satinato Satin finished anodized
 10 Ottonato Brassed	 19 Finitura rovere Oak effect	 35 Grigio antracite Anthracite grey	 64 Cromo opaco Matt chrome plated
 11 Cromato brillo Chrome plated	 20 Trasparente - non definita Transparent - not defined	 43 Plastica moka Moka plastic	 65 Acciaio inossidabile Stainless steel
 12 Verniciato bianco White painted	 21 Plastica grigia Grey tecnoplastica	 49 Verniciato sabbia Sand painted	 67 Anodizzato nero Black anodized
 13 Verniciato moka Moka painted	 22 Plastica beige Beige plastic	 50 Finitura pino Pine effect	 69 Anodizzato inox Steel effect anodized
 14 Verniciato nero Black painted	 23 Plastica grigio antracite Anthracite grey plastic	 51 Nichel satinato Satin finished nickel	 75 Legno noce Walnut wood
		 52 Finitura titanio Titanium finished	 83 Effetto wengue Efeito wengue

furniture
fittings
solutions



Emuca S.R.L.

Via Messico, 80 • 35127 Padova (ITALIA)
T. +39 049 8702800 • F. +39 049 87 03019
www.emuca.it • info@emuca.com

Emuca Ltd.

75 Springfield Road • Chelmsford • Essex
CM2 6JB (UK)
T. +44 1268 530 674 • F. +44 1268 282 592
www.emuca.co.uk • sales@emuca.com

Emuca S.A.

Pl. El Oliveral - c/H, 4 • Apartado de correos 176
46394 Ribà-Roja del Túria • Valencia (ESPAÑA)
T. +34 96 166 70 19 • F. +34 96 166 71 82
www.emuca.es • emuca@emuca.com

Emuca S.A.R.L

Parc de l'Aubinière • 2 Av. des Améthystes
44338 Nantes Cedex 03 (FRANCE)
T. +33 2 49 88 07 35 • F. +33 2 72 22 02 24
www.emuca.fr • emuca@emuca.com

Emuca Lda.

AV. da Liberdade n° 36, 6° • 01250 Lisboa (PORTUGAL)
T. +351 211 203 940 • F. +34 96 166 71 82
www.emuca.pt • emuca@emuca.com

04/2018 Cod. 900811

